



2016 Community Health Needs Assessment

Kaiser Foundation Hospital Woodland Hills

License #930000358

Approved by KFH Board of Directors

September 21, 2016

To provide feedback about this Community Health Needs Assessment, email CHNA-communications@kp.org

AUTHORS

Valley Care Community Consortium (VCCC) was contracted to prepare the 2016 Community Health Needs Assessment (CHNA) for Kaiser Foundation Hospital (KFH) Woodland Hills. The following persons contributed to the preparation of this report:

Olubukola Olajide, MPH Health Education, Lead-author

Patricia Ochoa, MA Chicano Studies, Co-author



VALLEY CARE
Community Consortium

7515 Van Nuys Blvd, 5th Floor

Van Nuys, CA 91405

Telephone: 818-947-4040

Website: <http://www.valleyccc.org>

Contributors for health profiles, data gathering and asset mapping are:

Belen Arangure, BS Health Education

Maribel Aguilar, BS Health Education

Mayra Quijano, BS Community Health

Alique Berberian, BA

Christiana Ojobaro, BS Health Promotion

Annet Nalubwama, MPH Health Education

Surekha Vasant, MPH Health Education

VCCC subcontracted with the Center for Nonprofit Management (CNM) for data gathering for the portions of the CHNA pertaining to the Ventura County zip codes of KFH-Woodland Hills service area.

Maura J. Harrington, PhD, MBA

Sarah Flores, MS

Jeniffer DeLara Vallejo, Project Coordinator for CNM

VCCC would like to thank the following entities for their review, feedback and technical support to the report:

Jennifer Lopez, Community Benefit Manager, KFH-Woodland Hills

Susan Ng, Public Affairs and Brand Communications Director, KFH-Woodland Hills

Mary Jarvis, Public Affairs Director, Kaiser Permanente Ventura County

Mehrnaz Davoudi, Senior Program Evaluation Manager, Kaiser Permanente Southern California

Jacqueline Rangel, Community Benefit Program Manager, Kaiser Permanente Southern California

Lynda Lee, Community Benefit Program Manager, Kaiser Permanente Southern California

Caroline Rivas, Research Action Design (RAD)

Chris Schweidler, Research Action Design (RAD)

ACKNOWLEDGEMENTS

Conducting a community health needs assessment is no small task and would not be possible without the contributions of Valley Care Community Consortium (VCCC) staff, Center for Nonprofit Management (CNM), Los Angeles County Department of Public Health, our VCCC partner agencies including KFH – Woodland Hills Medical Center, and community residents. We would like to give a special recognition to the graduate and undergraduate interns who worked with us on this project from California State University Northridge and Los Angeles, and Occidental University.

We would like to extend a special thanks to Center for Nonprofit Management (CNM) who as a subcontractor working with VCCC, provided primary data. VCCC acknowledges and honors CNM's contribution of time, dedication, and expertise in identifying the community health needs in Ventura County.

We would like to recognize and acknowledge our local KFH – Woodland Hills Public Affairs Director and her Community Benefits staff for their ongoing guidance and support. In addition, we appreciate the technical assistance and leadership from the Kaiser Permanente Southern California Regional Office; their efforts have been instrumental in completing this report.

We are also very grateful to those members of the community that shared their personal views by participating in the KFH – Woodland Hills Medical Center Service Area Video Voice Mapping Project.

We want to express our gratitude to those agencies that supported VCCC and CNM through participation in key informant interviews, focus groups, community forums, surveys, and prioritization meetings. Agencies represented include:

All-Inclusive Community Health Center	Los Angeles Department of City Planning
Avon Cares for Life	Los Angeles Unified School District
California State University, Northridge	Mary B. Perry High School
California Youth Connection	Mend Each Need with Dignity (MEND)
City of San Fernando	Mission City Community Network
Community Memorial Health System	Mixteco/Indigena Community Organizing Project
Community Synergy for Children and Families	Northeast Valley Health Corporation
Comprehensive Community Health Centers	Northridge Hospital Medical Center
Fullbright Elementary School Parent Center	Occidental College
Glendale Adventist Medical Center	Olive View-UCLA Medical Center
Hope of the Valley Rescue Mission	Partners in Care
Kaiser Permanente Woodland Hills	Providence Health and Services
L.A. Care	Samuel Dixon Family Health Center, Inc.
LA Family Housing	San Fernando Community Health Center
Los Angeles County Department of Health Services	San Fernando Valley Community Mental Health Center Inc.
Los Angeles County Department of Public Health	Simi Valley Hospital

SOS Mentor
South Asian Helpline and Referral Agency
(SAHARA)
St. John's Regional Medical Center
Tarzana Treatment Centers
The Village Family Services
Valley Economic Alliance

Valley Industry and Commerce Association
Valley Presbyterian Hospital
Ventura County Community Foundation
Ventura County Department of Public Health
Ventura County Office of Education
Vista Community Health Center

TABLE OF CONTENTS

AUTHORS	1
ACKNOWLEDGEMENTS	2
TABLE OF CONTENTS	4
I. EXECUTIVE SUMMARY	6
A. Community Health Needs Assessment (CHNA Background)	6
B. Summary of Prioritized Needs	6
C. Summary of Needs Assessment Methodology and Process	9
D. Implementation Strategy Evaluation of Impact	10
II. INTRODUCTION/BACKGROUND	11
A. About Kaiser Permanente (KP)	11
B. About Kaiser Permanente Community Benefit	11
C. Purpose of the CHNA Report	12
i. To Advance Community Health	12
ii. To Implement ACA Regulations.....	12
D. Kaiser Permanente Approach to CHNA	12
III. COMMUNITY SERVED	13
A. Kaiser Permanente’s Definition of Community Served	13
B. Map and Description of Community Served	13
i. Map	13
ii. Geographic description of community served (towns, county, and/or zip codes).....	14
iii. Demographic profile of community served	15
IV. WHO WAS INVOLVED IN THE ASSESSMENT	23
A. Identity of Hospitals that collaborated on the assessment	23
B. Other partner organizations that collaborated on the assessment	23
C. Identity and qualification of consultants used to conduct the assessment	23
V. PROCESS AND METHODS USED TO CONDUCT THE CHNA	23
A. Secondary Data	23
i. Sources and dates of secondary data used in the assessment.....	23
ii. Methodology for collection, interpretation and analysis of secondary data	24
B. Community Input	25
i. Description of the community input process.....	25
ii. Methodology for interpretation and analysis of primary data	26
C. Written Comments	28
D. Data limitations and information gaps	28
VI. IDENTIFICATION AND PRIORITIZATION OF COMMUNITY HEALTH NEEDS: PROCESS AND	

KEY FINDINGS	28
A. Identifying Community Health Needs	28
i. Definition of Health Need	28
ii. Criteria and analytical methods used to identify the community health needs	28
B. Process and criteria used for prioritization of the health needs	29
C. Prioritized description of all the community health needs identified through the CHNA ..	29
i. Community Health Landscape and Trends	29
ii. Prioritized list of health needs	34
D. Community assets, capacities and resources potentially available to respond to the identified health needs	43
VII. KFH WOODLAND HILLS 2013 IMPLEMENTATION STRATEGY EVALUATION OF IMPACT	46
Appendix A: Secondary Data Sources and Dates	74
Appendix B: Community Input Tracking Form	82
Appendix C: Health Need Profiles	86
Overweight/Obesity (Adults)	87
Diabetes	94
Mental Health	100
Substance Use and Abuse	104
Economic Security	107
Access to Primary Healthcare	113
Cancers	118
Heart Disease	125
Dental Health	130
Affordable Housing and Homelessness	134
Appendix D: Glossary of Terms.....	140

I. EXECUTIVE SUMMARY

Kaiser Permanente is one of the largest nonprofit integrated healthcare systems in the United States. Comprised of Kaiser Foundation Hospitals (KFH) and their subsidiaries, Kaiser Foundation Health Plan, and the Permanente Medical Groups, Kaiser Permanente serves more than 10 million members. Situated near the Los Angeles-Ventura County line in west San Fernando Valley, KFH-Woodland Hills is in a unique position to serve the diverse communities in both counties. The communities served by KFH-Woodland Hills range from affluent to agricultural. These include Ventura County and the West San Fernando Valley of Los Angeles County.

This community health needs assessment (CHNA) describes the health of the residents of the KFH-Woodland Hills service area. The results of the CHNA will direct the development of implementation strategies by KFH-Woodland Hills to address the health needs of the community. Overall, the report attempts to capture broader factors driving the health needs. These drivers indicate the physical environment (i.e. access to parks and grocery stores), socioeconomic status (i.e. household income and poverty level), and access to health that can contribute to people's overall wellbeing. This executive summary recaps the list of prioritized health needs identified in the service area, the process and methodology to identify the health needs and a summary of the overall CHNA.

A. Community Health Needs Assessment (CHNA Background)

The Patient Protection and Affordable Care Act (ACA), enacted on March 23, 2010, included new requirements for nonprofit hospitals in order to maintain their tax exempt status. The provision was the subject of final regulations providing guidance on the requirements of section 501(r) of the Internal Revenue Code. Included in the new regulations is a requirement that all nonprofit hospitals must conduct a community health needs assessment (CHNA) and develop an implementation strategy (IS) every three years (<http://www.gpo.gov/fdsys/pkg/FR-2014-12-31/pdf/2014-30525.pdf>).

While Kaiser Permanente has conducted CHNAs for many years to identify needs and resources in our communities and to guide our Community Benefit plans, these new requirements have provided an opportunity to revisit our needs assessment and strategic planning processes with an eye toward enhancing compliance and transparency and leveraging emerging technologies. The CHNA process undertaken in 2016 and described in this report was conducted in compliance with current federal requirements.

B. Summary of Prioritized Needs

Ten health needs resulted for the entire service area of KFH-Woodland Hills Medical Center based on the community's ranking through surveys, focus groups, forums and key informant interviews. Data retrieved from sources that include the Centers for Disease Control and Prevention, National Cancer Institute, U.S. Census Bureau, and the Los Angeles Department of Public Health aided in the process. Final ranking of the health needs was accomplished through a rigorous prioritization process by which the health needs had to meet several criteria.

Because the KFH-Woodland Hills Medical Center service area includes two unique geographic areas, West San Fernando and Ventura County, issues of high priority in one service area may not rank high in the other. Therefore, the prioritized health need is listed first by the geographic area (West San Fernando Valley and Ventura County) and then by KFH-Woodland Hills to show the health needs that arose in each geographic area. The order of the health needs is listed from highest to lowest priority:

West San Fernando Valley

1. Obesity/Overweight (Adults and Youth)
2. Diabetes
3. Mental Health
4. Cancers (breast, lung, colon and rectum, and prostate)
5. Poverty
6. Substance Use and Abuse
7. Affordable Housing
8. Heart Disease and Stroke
9. Access to Primary Healthcare
10. Sexually Transmitted Diseases/ Human Immunodeficiency Virus (STDs/HIV)

Ventura County

1. Obesity
2. Substance Use and Abuse
3. Diabetes
4. Unemployment
5. Cancers (breast, lung, colon and rectum, and prostate)
6. Access to Primary Healthcare
7. Teen births/unplanned pregnancy
8. High Blood Pressure
9. Mental Health
10. Dental Health

KFH-Woodland Hills Service Area

1. Obesity/Overweight (Adults)
2. Diabetes
3. Mental Health
4. Substance Use and Abuse
5. Economic Security
6. Access to Primary Healthcare
7. Cancers
8. Heart Disease and Stroke
9. Dental Health
10. Affordable Housing and Homelessness

The following information provides a summary for each of the prioritized health needs. Data in the following descriptions was retrieved from sources that include the Centers for Disease Control and Prevention, National Cancer Institute, U.S. Census Bureau, and the Los Angeles Department of Public Health. More details about the health needs can be found in the health needs profile in Appendix C.

Obesity/Overweight (Adults): Excess weight is a prevalent problem in the United States overall and indicates an unhealthy lifestyle which puts individuals at risk for further health issues such as diabetes, heart disease, and certain types of cancer. Nationally, one-third of adults are considered to be overweight, which is similar to the KFH-Woodland Hills service area rate. The KFH-Woodland Hills service area has 36.10% of adults that are overweight, which is slightly higher than the state's percentage of 35.80%. The percentage of overweight adults in the service area has increased by 2.11% when compared to the 2013 KFH-Woodland Hills needs assessment. Some of the key drivers that are contributing to overweight rates in KFH-Woodland Hills are the amount of fast food restaurants

in the area (80.38 fast food restaurants per 100,000 population and 74.51 for California) and a larger rate of adults who commute to work by car (76.07%) when compared to the state's rate (73.16%).

Diabetes: Diabetes can result in serious and potentially fatal health complications that include heart disease, blindness, kidney failure and amputation of the legs, if untreated. Although the prevalence of diabetes in KFH-Woodland Hills (7.60%) is lower than the state (8.05%), the rate has increased slightly since the 2013 KFH-Woodland Hills community needs assessment (7.19%). Additionally, the correlation between obesity, Type-II diabetes, and the increase in overweight rates for the area makes the health need a concern. Community members also prioritized diabetes as a health need during the prioritization process. There is a higher prevalence of diabetes in West San Fernando Valley (7.90%) than Ventura County (7%).

Similar to heart disease, the identified drivers for diabetes in the medical center service area are physical inactivity among adults, high access to liquor stores and poor management of high blood pressure.

Mental Health: Positive mental health is associated with improved health outcomes. When individuals have a positive state of well-being, they are more readily able to cope with the stresses of life, be productive and have a positive sense of self. Strong social networks and support systems have been identified as indicators of positive mental health. Indicators and contributors to poor mental health include poverty and low-levels of education.

In the KFH-Woodland Hills service area, the rate of adults who need mental health services is slightly lower (15.70%) than the state's rate (15.90%). The rate of Medicare beneficiaries, adults over the age of 65, with depression is slightly higher (13.70%) in KFH-Woodland Hills than the state (13.40%). The West San Fernando Valley has higher rates (14.20%) of Medicare beneficiaries with depression when compared to Ventura County (13.90%). Inadequate social and emotional support is determined to be a key driver for mental health in the medical center's service area as reported by 25.1% of adults compared to the state at 24.6%.

Substance Use and Abuse: While the rate of alcohol consumption is lower in the service area (16.60%) than the state's rate (17.20%), the percentage of adults who consume excess alcohol is higher in Ventura County (17.70%). High concentration of liquor stores in the medical center's service area is identified as the one driver for substance use and abuse. According to the U.S. Census Bureau, there are more liquor stores in the KFH-Woodland Hills service area than in California (13.73 per 100,000 population vs. 10.02 per 100,000 population).

Access to Primary Healthcare: Proportionally, there are fewer primary care providers per 100,000 population in the KFH-Woodland Hills service area (72.8 per 100,000 population), West San Fernando Valley (72.5 per 100,000 population) and Ventura County (73.4 per 100,000 population) than in California (77.2 per 100,000 population). Additionally, more adults in the KFH-Woodland Hills service area (16.10%), West San Fernando Valley (16.40%) and Ventura County (15.70%) report lacking a consistent primary care provider than the state (14.30%). Therefore, it is likely that the lack of primary care providers results in the high hospital admission for preventable causes. In the KFH-Woodland Hills service area, 77.71 patients are admitted for preventable reasons per 10,000 population. There is a higher rate in West San Fernando Valley (77.05 per 10,000 population) than Ventura County (63.35 per 10,000 population).

Living in areas with low primary care physicians is a driver for this health need. However, this is not as big a problem in West San Fernando Valley as it is in Ventura County. According to data, 0% of West San Fernando Valley residents live in a primary care provider shortage area compared to 37.79% in Ventura County.

Cancers (breast, lung, colon and rectum, and prostate): The cancer rates for breast, lung, colon and rectum, and prostate, vary for KFH-Woodland Hills. The West San Fernando Valley shows fewer

new cases per 100,000 people of breast, lung, and prostate cancer than Ventura County. Respectively, for West San Fernando Valley and Ventura County the rates are: breast cancer (122.5 versus 132.8), lung cancer (42 versus 42.7), and prostate cancer (123.2 versus 125.2). However, the rate of colon and rectum cancer is higher for the West San Fernando Valley (40.3) than Ventura County (38.4). Additionally, fewer residents in West San Fernando Valley are screened for breast cancer (57%) and colon and rectum (55.5%) cancer compared to Ventura County (60.5% and 58.1%, respectively).

Environmental and social drivers associated with some cancers include alcohol consumption. The medical center has a slightly higher rate of liquor stores in the area (13.73 liquor stores per 100,000 population) when compared to the state's rate (10.02 liquor stores per 100,000 population). Ventura County has a higher concentration at 14.12 liquor stores per 100,000 population compared to West San Fernando Valley's 13.52 liquor stores per 100,000 population.

Heart disease: Heart disease is a consistent leading cause of death in the United States. The percentage of adults diagnosed with heart disease or angina is slightly higher in KFH-Woodland Hills service area (6.40%) compared to the state (6.30%), with West San Fernando Valley at 6.10% and Ventura County at 7%. Disproportionately, Native Hawaiians/Pacific Islanders at 275.33 per 100,000 population and African Americans at 253.12 per 100,000 population die from heart disease than other ethnicities in the medical center service.

Identified drivers in the medical center service area for heart disease include physical inactivity among adults, high access to liquor stores and poor management of high blood pressure.

Economic Security: Unemployment and poverty are determined to be key drivers for economic security. The unemployment rate in the medical center service area is slightly lower (6.7%) than the state's 6.8%. However, in West San Fernando Valley, there is a higher rate of unemployment (7.1%) compared to 6.2% in Ventura County. An eight-year trend indicates that more people in the KFH-Woodland Hills service area have consistently received assistance to access nutritious foods through the US Department of Agriculture (USDA) supplemental nutrition assistance program (SNAP) indicating a high rate of low-income households.

Dental health: Poor dental health, such as cavities and tooth decay and missing teeth can cause pain and affect individual's self-esteem. More recently, a large body of evidence has linked poor oral health, like gum disease, to diabetes, heart disease and stroke. Poor oral health in pregnant woman has also been associated with premature births and low-birth weight. Preventing oral problems include routine visits to the dentist.

While the KFH-Woodland Hills service area has a higher percentage (72.10%) of adults who have received a dental exam in the past 12 months, when compared to the state (69.50%), the shortfall of dentist in the medical service area is significantly greater (22.98%) than the state's rate (4.93%). EACH AREA. Another barrier to poor oral health is the percentage of adults who have dental insurance. The medical service area has a slightly higher rate of uninsured adults (41.40%) than the state (40.90%).

Affordable Housing & Homelessness: In the KFH-Woodland Hills service area, 46.49% of households spend more than 30% of their income toward housing cost compared to California at 44.99%. There are more US Department of Housing and Urban Development (HUD)-funded assisted housing units in the medical center service area (377.06 per 10,000 households) than in the state (368.32) indicative of a high population of low-income households. Compared to the state's 47.54%, 48.01% of housing units in the KFH-Woodland Hills service area are in substandard conditions.

C. Summary of Needs Assessment Methodology and Process

The overarching aim of this report is to identify and prioritize unmet community health needs. More importantly, this report will be the foundation to the development of an implementation strategy to plan

coordinated and potentially collaborative efforts and activities to promote and improve the health of all individuals residing in the KFH-Woodland Hills Medical Center service area. Secondary data were collected through the Kaiser Permanente CHNA Data Platform allowing for identification of health needs, key drivers and community assets and resources. Secondary data are information that have been collected and published by another entity. They are typically quantitative (numerical) in nature. Secondary data are helpful in highlighting objectively health needs that significantly impact a community. The CHNA team collected data on 33 common indicators from the Kaiser Permanente CHNA data platform which included categories from the Mobilizing Action Toward Community Health (MATCH) framework: demographics, social and economic factors, health behaviors, physical environment, clinical care, and health outcomes. Additionally, the team utilized other sources to supplement collected data. The values were benchmarked against those of the state, nation and Healthy People 2020. Health indicators not meeting benchmarks were compiled into a list of identified health needs.

The list of health needs informed the methodology and process for primary data collection and any additional health need identified from primary data was included in the list. Primary data are new data collected first-hand. They are typically qualitative (non-numerical) in nature. For this CHNA, primary data was collected through key informant interviews, focus groups, community forums and surveys. The primary data describes what is important to the people residing in and serving the medical center's service area. Between August and November 2015, 11 key informant interviews, 17 focus groups, 188 surveys, and 2 forums were conducted in various settings throughout the service area.

Following identification of the health needs, the CHNA team conducted a two-step process to prioritize the list into the 10 most immediate and significant needs for KFH-Woodland Hills Medical Center's service area. Utilizing secondary and primary data from each of the medical center's distinct service areas (Ventura County and West San Fernando Valley) along with a set of five criteria, the CHNA team determined the top 10 health needs for each service areas. These two lists were then combined and the final list of leading 10 needs was compiled based on the same five criteria along with the secondary data for the entire medical center's service area. The criteria utilized during the prioritization process were:

- Health needs definition: Meets Kaiser Permanente's definition of a health need which is "a poor health outcome and its associated health driver, or a health driver associated with a poor health outcome where the outcome itself has not yet arisen as a need"
- Disparity: Vulnerable groups are affected by the health need
- Trend: The health need has worsened over time
- Community concern: The community identified the health need as a priority
- Benchmark: The health need does not meet the state benchmark

The CHNA team then utilized the prioritized health needs to substantiate the presence of assets and resources in the medical center service area that may potentially be applied toward targeted implementation strategies.

D. Implementation Strategy Evaluation of Impact

In the 2013 Implementation Strategy (IS) process, all KFH planned for and drew on a broad array of resources and strategies to improve the health of communities and vulnerable populations, such as grantmaking, in-kind resources, collaborations and partnerships, as well as several internal KFH programs including, charitable health coverage programs, future health professional training programs, and research. KFH-Woodland Hills Medical Center is monitoring and evaluating progress to date on

their 2013 Implementation Strategies for the purpose of tracking the implementation of those strategies as well as to document the impact of those strategies in addressing selected CHNA health needs. Tracking metrics for each prioritized health need include the number of grants made, the number of dollars spent, the number of people reached/served, collaborations and partnerships, and KFH in-kind resources. In addition, KFH-Woodland Hills Medical Center tracks outcomes, including behavior and health outcomes, as appropriate and where available. As of the documentation of this CHNA Report in March 2016, KFH-Woodland Hills Medical Center had evaluation of impact information on activities from 2014 and 2015. While not reflected in this report, KFH-Woodland Hills Medical Center will continue to monitor impact for strategies implemented in 2016.

II. INTRODUCTION/BACKGROUND

A. About Kaiser Permanente (KP)

Founded in 1942 to serve employees of Kaiser Industries and opened to the public in 1945, Kaiser Permanente is recognized as one of America's leading health care providers and nonprofit health plans. We were created to meet the challenge of providing American workers with medical care during the Great Depression and World War II, when most people could not afford to go to a doctor. Since our beginnings, we have been committed to helping shape the future of health care. Among the innovations Kaiser Permanente has brought to U.S. health care are:

- Prepaid health plans, which spread the cost to make it more affordable
- A focus on preventing illness and disease as much as on caring for the sick
- An organized coordinated system that puts as many services as possible under one roof—all connected by an electronic medical record

Kaiser Permanente is an integrated health care delivery system comprised of Kaiser Foundation Hospitals (KFH), Kaiser Foundation Health Plan (KFHP), and physicians in the Permanente Medical Groups. Today we serve more than 10 million members in nine states and the District of Columbia. Our mission is to provide high-quality, affordable health care services and to improve the health of our members and the communities we serve.

Care for members and patients is focused on their Total Health and guided by their personal physicians, specialists, and team of caregivers. Our expert and caring medical teams are empowered and supported by industry-leading technology advances and tools for health promotion, disease prevention, state-of-the-art care delivery, and world-class chronic disease management. Kaiser Permanente is dedicated to care innovations, clinical research, health education, and the support of community health.

B. About Kaiser Permanente Community Benefit

For more than 70 years, Kaiser Permanente has been dedicated to providing high-quality, affordable health care services and to improving the health of our members and the communities we serve. We believe good health is a fundamental right shared by all and we recognize that good health extends beyond the doctor's office and the hospital. It begins with healthy environments: fresh fruits and vegetables in neighborhood stores, successful schools, clean air, accessible parks, and safe playgrounds. These are the vital signs of healthy communities. Good health for the entire community, which we call Total Community Health, requires equity and social and economic well-being.

Like our approach to medicine, our work in the community takes a prevention-focused, evidence-based approach. We go beyond traditional corporate philanthropy or grant making to pair financial resources

with medical research, physician expertise, and clinical practices. Historically, we've focused our investments in three areas—Health Access, Healthy Communities, and Health Knowledge—to address critical health issues in our communities.

For many years, we've worked side-by-side with other organizations to address serious public health issues such as obesity, access to care, and violence. And we've conducted Community Health Needs Assessments to better understand each community's unique needs and resources. The CHNA process informs our community investments and helps us develop strategies aimed at making long-term, sustainable change—and it allows us to deepen the strong relationships we have with other organizations that are working to improve community health.

C. Purpose of the CHNA Report

i. To Advance Community Health

Community Health Needs Assessments (CHNA) have been integral to learning about the health of the communities Kaiser Permanente serves. We are committed to building on the CHNA and relationships in the community to deepen our knowledge of the community specific needs and the resources and leaders in the community. This deeper knowledge will enable us to develop a new approach by engaging differently and activating in a way that addresses specific community needs and in collective action with the community. This new approach will leverage our existing and new community partnerships and harness the power of all Kaiser Permanente assets – economic, relationships, and expertise – to positively impact community health.

ii. To Implement ACA Regulations

The Patient Protection and Affordable Care Act (ACA), enacted on March 23, 2010, included new requirements for nonprofit hospitals in order to maintain their tax exempt status. The provision was the subject of final regulations providing guidance on the requirements of section 501(r) of the Internal Revenue Code. Included in the new regulations is a requirement that all nonprofit hospitals must conduct a community health needs assessment (CHNA) and develop an implementation strategy (IS) every three years (<http://www.gpo.gov/fdsys/pkg/FR-2014-12-31/pdf/2014-30525.pdf>). The required written IS plan is set forth in a separate written document. Both the CHNA Report and the IS for each Kaiser Foundation Hospital facility are available publicly at kp.org/chna.

D. Kaiser Permanente Approach to CHNA

Kaiser Permanente has conducted CHNAs for many years, often as part of long-standing community collaboratives. The new federal CHNA requirements have provided an opportunity to revisit our needs assessment and strategic planning processes with an eye toward enhanced compliance and transparency and leveraging emerging technologies. Our intention is to develop and implement a transparent, rigorous, and whenever possible, collaborative approach to understanding the needs and assets in our communities. From data collection and analysis to the identification of prioritized needs and the development of an implementation strategy, the intent was to develop a rigorous process that would yield meaningful results.

Kaiser Permanente's innovative approach to CHNAs include the development of a free, web-based CHNA data platform that is available to the public. The data platform provides access to a core set of approximately 150 publicly available indicators to understand health through a framework that includes social and economic factors; health behaviors; physical environment; clinical care; and health outcomes.

In addition to reviewing the secondary data available through the CHNA data platform, and in some

cases other local sources, each KFH facility, individually or with a collaborative, collected primary data through key informant interviews, focus groups, and surveys. Primary data collection consisted of reaching out to local public health experts, community leaders, and residents to identify issues that most impacted the health of the community. The CHNA process also included an identification of existing community assets and resources to address the health needs.

Each hospital/collaborative developed a set of criteria to determine what constituted a health need in their community. Once all of the community health needs were identified, they were all prioritized, based on identified criteria. This process resulted in a complete list of prioritized community health needs. The process and the outcome of the CHNA are described in this report.

In conjunction with this report, KFH-Woodland Hills will develop an implementation strategy for the priority health needs the hospital will address. These strategies will build on Kaiser Permanente's assets and resources, as well as evidence-based strategies, wherever possible. The Implementation Strategy will be filed with the Internal Revenue Service using Form 990 Schedule H. Both the CHNA and the Implementation Strategy, once they are finalized, will be posted publicly on our website, www.kp.org/chna.

III. COMMUNITY SERVED

A. Kaiser Permanente's Definition of Community Served

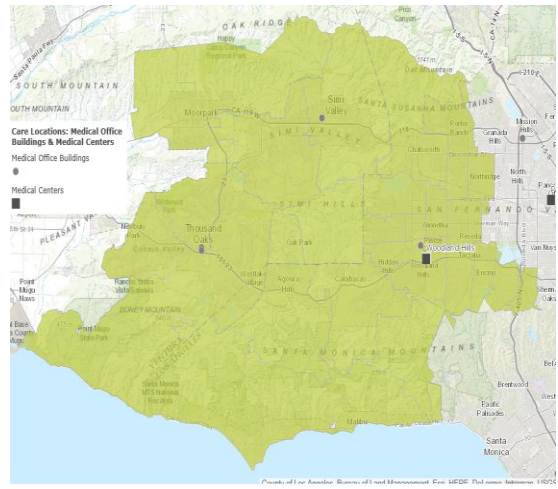
Kaiser Permanente defines the community served by a hospital as those individuals residing within its hospital service area. A hospital service area includes all residents in a defined geographic area surrounding the hospital and does not exclude low-income or underserved populations.

B. Map and Description of Community Served

i. Map

KFH-Woodland Hills serves the communities of West San Fernando Valley and Ventura County as depicted in the map. KFH- Woodland Hills medical center is an integrated delivery system that serves the population of this broad area. The broad communities served by KFH-Woodland Hills have diverse geography, topography and varied levels of socio-economic status. As such, in addition to providing information about the broader KFH-Woodland Hills service area, this report will also include information about West San Fernando Valley and Ventura County service areas separately to capture both the commonalities as well as the unique problems that exist across these geographies. This will enhance understanding of the significant health needs of KFH-Woodland Hills communities to form more targeted implementation strategies.

Maps of the KFH-Woodland Hills Service Area



ii. Geographic description of community served (towns, county, and/or zip codes)

KFH-Woodland Hills Medical Center's service area includes communities from West San Fernando Valley (Los Angeles County) and Ventura County.

The West San Fernando Valley service area includes Agoura Hills, Calabasas, Canoga Park, Chatsworth, Encino, Malibu, Northridge, Porter Ranch, Reseda, Sherman Oaks, Tarzana, Topanga, West Hills, Winnetka and Woodland Hills.

The Ventura County Service Area includes Camarillo, Fillmore, Moorpark, Newbury Park, Oak Park, Oak View, Oxnard, Port Hueneme, Santa Paula, Simi Valley, Somis, Thousand Oaks, Ventura, and Westlake Village. Communities served by KFH-Woodland Hills are summarized in the table below.

Communities of KFH-Woodland Hills Medical Center Service Area by Zip Code and County

Cities/Communities	Zip Codes	County
Camarillo	93010, 93012	Ventura
Fillmore	93015	Ventura
Moorpark	93021	Ventura
Newbury Park	91320	Ventura
Oak Park	91377	Ventura
Oak View	93022	Ventura
Oxnard	93030, 93033, 93035, 93036	Ventura
Port Hueneme	93041	Ventura
Santa Paula	93060	Ventura
Simi Valley	93063, 93065, 93093	Ventura
Somis	93066	Ventura
Thousand Oaks	91360, 91362	Ventura
Ventura	93001, 93003, 93004	Ventura
Westlake Village	91361	Ventura
Agoura Hills	91301	Los Angeles
Calabasas	91302	Los Angeles
Canoga Park	91303, 91304	Los Angeles

Cities/Communities	Zip Codes	County
Chatsworth	91311	Los Angeles
Encino	91316, 91436	Los Angeles
Malibu	90265	Los Angeles
Northridge	91324, 91325	Los Angeles
Porter Ranch	91326	Los Angeles
Reseda	91335	Los Angeles
Sherman Oaks	91403	Los Angeles
Tarzana	91356	Los Angeles
Topanga	90290	Los Angeles
West Hills	91307	Los Angeles
Winnetka	91306	Los Angeles
Woodland Hills	91364, 91367	Los Angeles

iii. Demographic profile of community served

Total Population

In the KFH-Woodland Hills Medical Center service area, the West San Fernando Valley is significantly more densely populated with 932,750 people occupying 552 square miles compared to the Ventura County service area with 835,790 residents living in 1,843 square miles. Overall, the KFH-Woodland Hills Medical Center service area is more than 5 times densely populated than the state and more than 14 times that of the nation. High population density can result in overcrowding which may be linked to frequent and severe outbreaks of communicable diseases.

Report Area	Total Population	Total Land Area (Square Miles)	Population Density (Per Square Mile)
KFH-Woodland Hills Service Area	1,428,966	1,121	1,273.67
West San Fernando Valley	932,750	552	1,688.1
Los Angeles County	9,974,203	4,058.07	2,457.87
Ventura County	835,790	1,843.01	453.49
California	38,066,920	155,785.98	244.35
United States	317,746,048	3,535,356.15	89.88

Source: US Census Bureau, American Community Survey. 2010-14. Source geography: Tract

Population by Gender

The gender distribution of the KFH-Woodland Hills service area is almost equally distributed with 50.62% females and 49.38% males; a similar distribution exists across West San Fernando Valley, Ventura County, California and the United States.

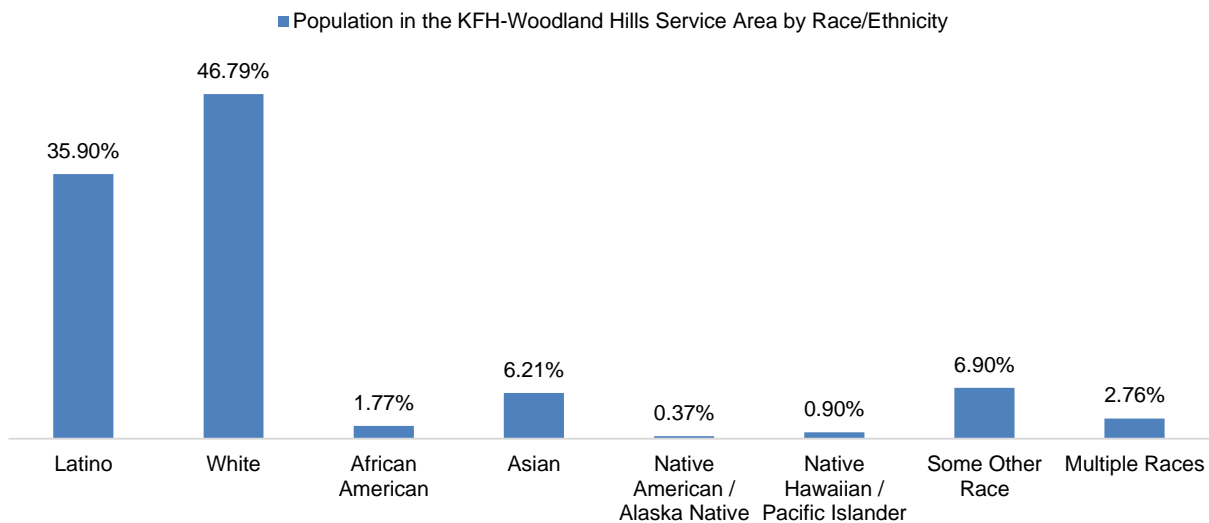
Report Area	Male	Female	Percent Male	Percent Female
KFH-Woodland Hills Service Area	705,615	723,352	49.38%	50.62%
West San Fernando Valley	457,748	475,003	49.08%	50.92%
Los Angeles County	4,913,688	5,060,515	49.26%	50.74%
Ventura County	414,278	421,512	49.57%	50.43%
California	18,911,520	19,155,400	49.68%	50.32%
United States	154,515,152	159,591,920	49.19%	50.81%

Source: US Census Bureau, American Community Survey. 2010-14. Source geography: Tract

Population by Ethnicity

KFH-Woodland Hills serves a very diverse population. The service area is home to people from different races and ethnicities that approach health care access differently. As such, they require services that are innovative and culturally appropriate. Approximately 46% of the population served by KFH-Woodland Hills is White, with more than one-third Latino, 6% Asian, and 2% African American. The remainder of the service area (about 10%) consists of groups from other ethnic backgrounds.

Population in the KFH-Woodland Hills Service Area by Race/Ethnicity

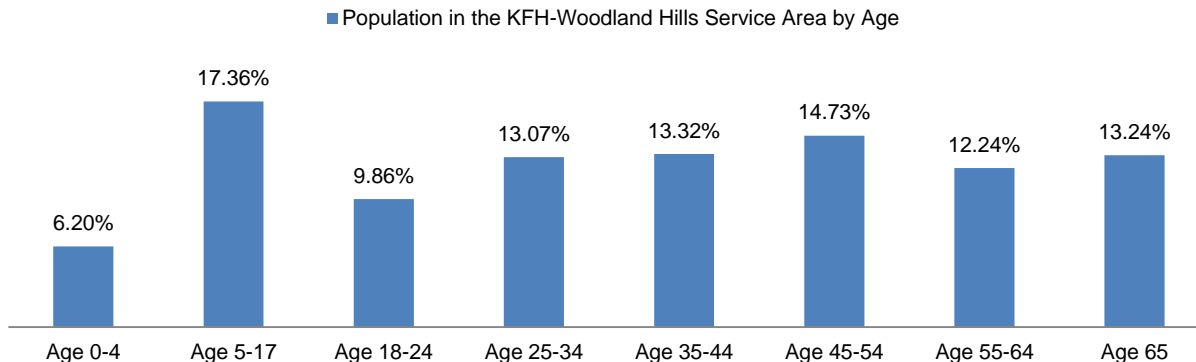


Source: US Census Bureau, American Community Survey. 2010-14. Source geography: Tract

Population by Age

The majority (63%) of the total population in the KFH-Woodland Hills service area is adults between ages 18 and 64, with approximately 24% being younger than 18 years old. Older adults, 65 years and older, make up the remaining 13%. This distribution indicates necessity of health services and programs directed toward the adult population.

Population in the KFH-Woodland Hills Service Area by Age



Source: US Census Bureau, American Community Survey. 2009-13. Source geography: Tract

Population Change

Within 10 years, there has been an increase in the population of the medical center service area by almost 8%. The population of the Ventura County service area has grown more than the medical center's service area at 9.3% and more than West San Fernando Valley at 7.24%. Such positive shifts in population may indicate the need for more health care providers and the increased utilization of health care services and resources.

Report Area	Total Population, 2000 Census	Total Population, 2010 Census	Total Population Change, 2000-2010	Percent Population Change, 2000-2010
KFH-Woodland Hills Service Area	1,287,136	1,393,646	106,510	8.27%
West San Fernando Valley	844,217	905,373	61,156	7.24%
Los Angeles County	9,519,257	9,818,605	299,348	3.14%
Ventura County	753,240	823,318	70,078	9.3%
California	33,871,651	37,253,956	3,382,305	9.99%
United States	280,405,781	307,745,539	27,339,758	9.75%

Source: US Census Bureau, Decennial Census. 2000 - 2010. Source geography: Tract

Population with Limited English Proficiency

Limited ability to speak English can be a barrier to accessing health care, limit communication with health providers, and discourage understanding of health information. A lower percentage of residents ages 5 and above do not speak English well in the KFH-Woodland Hills service area (17.54%) as compared to California (19.1%). However, there is a higher percentage in the Ventura County service area (16.27%) in contrast to West San Fernando (15.51%) indicating possibility of a higher language barrier to access health care needs.

Report Area	Total Population	Population Age 5 and older	Population Age 5 and older with Limited English Proficiency	Percent Population Age 5 and older with Limited English Proficiency
KFH-Woodland Hills Service Area	1,340,431	1,340,431	235,058	17.54%
West San Fernando Valley	881,868	881,868	136,759	15.51%
Los Angeles County	9,329,565	9,329,565	2,407,270	25.8%
Ventura County	781,184	781,184	127,100	16.27%
California	35,545,620	35,545,621	6,789,522	19.1%
United States	294,133,376	294,133,388	25,305,204	8.6%

Source: US Census Bureau, American Community Survey. 2010-14. Source geography: Tract

Population with Limited English Proficiency by Language Spoken at Home

Lack of effective communication between health providers and community residents can reduce compliance with medical plans which could negatively affect health outcomes. More than 7% of the population in KFH-Woodland Hills service area, that are at least 5 years old, live in linguistically isolated households (household in which no one 14 years and older (1) speaks only English (2) speaks one language and English less than “very well”). Therefore, individuals in these households could be further limited in accessing health care services.

Report Area	Total Population Age 5 and Older	Linguistically Isolated Population	Percent Linguistically Isolated Population
KFH-Woodland Hills Service Area	1,340,430	111,622	8.33%
West San Fernando Valley	881,868	64,450	7.31%
Los Angeles County	9,329,565	1,182,439	12.67%
Ventura County	781,184	59,657	7.64%
California	35,545,620	3,366,547	9.47%
United States	294,133,376	13,692,809	4.66%

Source: US Census Bureau, American Community Survey. 2010-14. Source geography: Tract

Community Safety

Community safety is linked with the state of one’s health. When community residents do not feel safe, they are less likely to go outside their homes to participate in physical activity and other community activities. Common safety concerns include crime, inadequate street lighting, sidewalks in disrepair, and gang violence. The following table reports the rate of crime activity in KFH-Woodland Hills service area per 100,000 population. Evidently, the service area suffers from a high crime rate thereby

indicating the community's health status may be negatively impacted due to poor living conditions.

Report Area	Motor Vehicle Accidents	All Violent Crimes
KFH-Woodland Hills Service Area	6.08	319.5
West San Fernando Valley	5.58	381.1
Los Angeles County	5.37	473.9
Ventura County	6.53	205
California	5.18	425

Source: Federal Bureau of Investigation, FBI Uniform Crime Reports. Additional analysis by the National Archive of Criminal Justice Data. Accessed via the Inter-university Consortium for Political and Social Research. 2010-12. Source geography: County.

Population Below 200% Federal Poverty Level (FPL)

Poverty is an important social determinant of health and a barrier to meeting basic needs including healthy foods, housing and health care. Compared to California, the service area of KFH-Woodland Hills has a higher population, about 35% in the Ventura County service area, with household income below 200% FPL. Aside from affecting access to health care, poverty is associated with decreased high school graduation rates and increased unemployment rates.

Report Area	Total Population	Population with Income at or Below 200% FPL	Percent Population with Income at or Below 200% FPL
KFH-Woodland Hills Service Area	1,408,235	398,650	28.31%
West San Fernando Valley	920,232	225,564	24.51%
Los Angeles County	9,819,397	4,014,863	40.89%
Ventura County	824,329	232,553	28.21%
California	37,323,128	13,576,255	36.37%
United States	306,226,400	105,773,408	34.54%

Source: US Census Bureau, American Community Survey. 2010-14. Source geography: Tract

Unemployment Rate

A high unemployment rate could lead to an increase in the number of people living below 200% FPL and, as such, impact the ability to access health care. The table below indicates that the service area has similar unemployment rate (6.7%) as the state (6.8%). Ventura County appears to have better employment prospect (6.2%) than West San Fernando Valley (7.1%).

Report Area	Labor Force	Number Employed	Number Unemployed	Unemployment Rate
KFH-Woodland Hills Service Area	721,888	673,204	48,683	6.7%
West San Fernando Valley	468,311	435,280	33,030	7.1%
Los Angeles County	5,047,001	4,667,406	379,595	7.5%
Ventura County	427,575	401,181	26,394	6.2%
California	18,855,659	17,578,188	1,277,471	6.8%
United States	156,985,221	148,497,233	8,487,988	5.4%

Source: US Department of Labor, Bureau of Labor Statistics. 2015 - December. Source geography: County

Children in Poverty

Children between 0 and 17 years of age who live below 100% FPL can face greater barriers than adults. Research shows that hunger affects learning and behavior. Poverty impacts the parent's ability to access health services, affordable housing, and healthy food along with other necessary life-sustaining services that impact the overall health of a child. Compared to the state's 22.7% populations under age 18 living 100% below FPL, KFH-Woodland Hills has a lower percentage of 16.19%. Within the medical center service area, for Ventura County, more children (16.2%) live in poverty compared to West San Fernando Valley (13.39%).

Report Area	Total Population	Population Under Age 18	Population Under Age 18 in Poverty	Percent Population Under Age 18 in Poverty
KFH-Woodland Hills Service Area	1,408,235	331,195	53,625	16.19%
West San Fernando Valley	920,231	204,974	27,446	13.39%
Los Angeles County	9,819,397	2,314,447	602,728	26.04%
Ventura County	824,329	204,652	33,152	16.2%
California	37,323,128	9,072,050	2,059,262	22.7%
United States	306,226,400	72,637,888	15,907,395	21.9%

Source: US Census Bureau, American Community Survey. 2010-14. Source geography: Tract

High School Graduation Rate

The table below shows the rate of high school graduation by receipt of high school diploma within four years. Low levels of education are often linked to poverty and poor health. The graduation rate for the KFH-Woodland Hills service area exceeds that of the state but is slightly lower than the target for Healthy People 2020. On closer look, more efforts need to be increased in West San Fernando Valley given that the Ventura County service area exceeds both the state and the Healthy People 2020 target.

Report Area	Cohort Size	Total Graduates	Cohort Graduation Rate
KFH-Woodland Hills Service Area	30,486	25,059	82.2%
West San Fernando Valley	22,725	18,579	81.76%
Los Angeles County	128,324	98,973	77.13%
Ventura County	11,434	9,428	82.46%
California	495,316	398,442	80.44%
HP 2020 Target			≥ 82.4%

Source: California Department of Education. 2013. Source geography: School District

Less than High School Diploma (or Equivalent)

Overall, education attainment is lower for the KFH-Woodland Hills service area (14.9%) compared to the state (18.51%). Additionally, 17.03% of adults 25 years and older in Ventura County (17.03%) do not have a high school diploma or equivalent compared to 10.9% in West San Fernando Valley.

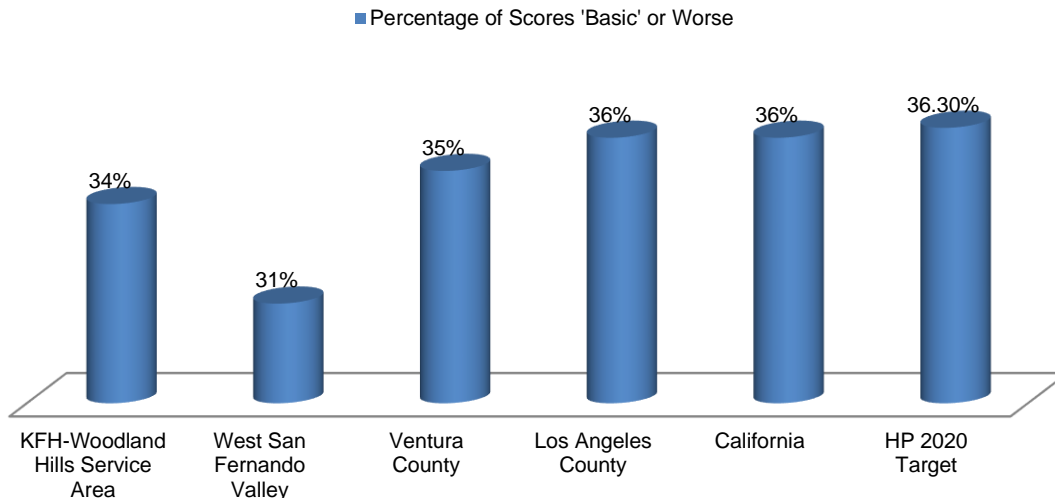
Report Area	Total Population Age 25 and Older	Population Age 25 and Older with No High School Diploma	Percent Population Age 25 and Older with No High School Diploma
KFH-Woodland Hills Service Area	951,509	141,987	14.9%
West San Fernando Valley	637,308	69,515	10.9%
Los Angeles County	6,557,746	1,520,243	23.18%
Ventura County	544,266	92,715	17.03%
California	24,865,866	4,602,986	18.51%
United States	209,056,128	28,587,748	13.67%

Source: US Census Bureau, American Community Survey. 2010-14. Source geography: Tract

Students Reading Below 4th Grade Level

A low literacy level is identified as a possible contributor to high unemployment rates, poverty and poor general health. It also creates a barrier to health education, particularly those of printed materials. The overall percentage of students that read below the 4th grade level in the KFH-Woodland Hills Medical Center service area (34%) is better than the state (36%) and surpasses the Healthy People 2020 target of 36.30% or less. However, a higher percentage of the population in Ventura County (35%) reads at or below the 4th grade level, much higher than West San Fernando (31%).

Percentage of Scores 'Basic' or Worse

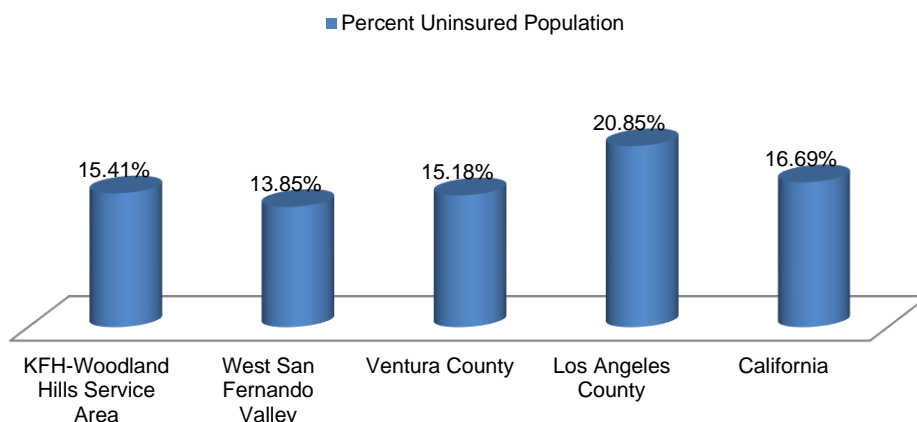


Source: California Department of Education. 2012-13. Source geography: School District

Uninsured Population

The lack of health insurance is considered a key driver of health status. Populations with no access to health insurance have limited or no access to primary, dental, mental and specialty care thus resulting in poor health status. There are fewer uninsured people in the KFH-Woodland Hills Medical Center service area (15.41%) compared to the state's 16.69%. Higher rates of uninsured exist in Ventura County (15.18%) than West San Fernando Valley (13.85%). It is therefore likely that residents of Ventura County have more challenges in accessing health care compared to those in West San Fernando Valley. Please note that with the passage of the Affordable Care Act in 2010, the number of residents covered may be higher as a result of Medi-Cal expansion and changes availability of health coverage than those displayed in the chart below.

Percent Uninsured Population



Source: US Census Bureau, American Community Survey. 2010-14. Source geography: Tract

IV. WHO WAS INVOLVED IN THE ASSESSMENT

A. Identity of Hospitals that collaborated on the assessment

While KFH-Woodland Hills collaborated with other partners on the CHNA, it has developed and adopted its own separate CHNA report. KFH-Woodland Hills is part of a Ventura County Hospital Consortium including Simi Valley Hospital, Community Memorial Health System, St. John's Regional Medical Center, and Ventura County Medical Center (operated by Ventura County Health Department) to identify ways that the hospitals can work on the CHNA and implementation strategy. Each hospital shared areas of focus as well as secondary and primary data to support their individual efforts.

B. Other partner organizations that collaborated on the assessment

KFH-Woodland Hills did not collaborate with other non-hospital partners on the CHNA and has developed and adopted its own separate CHNA report.

C. Identity and qualification of consultants used to conduct the assessment

Valley Care Community Consortium (VCCC) is a health and mental health planning agency serving the residents of the San Fernando and Santa Clarita Valleys. Its mission is to lead a collaboration of public and private community partners to advocate, plan, assess needs, and facilitate the development of effective programs and policies to improve the health of residents in the San Fernando and Santa Clarita Valleys. For over 20 years, VCCC has been working in collaboration with community partners, private and public health systems and community based organizations to address the health needs of residents in Service Planning Area 2 (SPA 2). VCCC has developed CHNAs for SPA 2 as well as for its public and private health system partners, including the 2013 CHNA for KFH-Woodland Hills Medical Center.

VCCC contracted with the Center for Nonprofit Management (CNM) to assist with collecting primary data in the Ventura County service area. The CNM team has extensive experience bringing stakeholders together and facilitating discussion that lead to decisions and agreements around appropriate and relevant measures. In addition, CNM has worked on multiple evaluation and strategic planning projects. CNM has experience conducting CHNAs as evidenced by developing the 2013 CHNA for another Kaiser Permanente medical facility. However, the medical center has developed and adopted its own separate CHNA report.

V. PROCESS AND METHODS USED TO CONDUCT THE CHNA

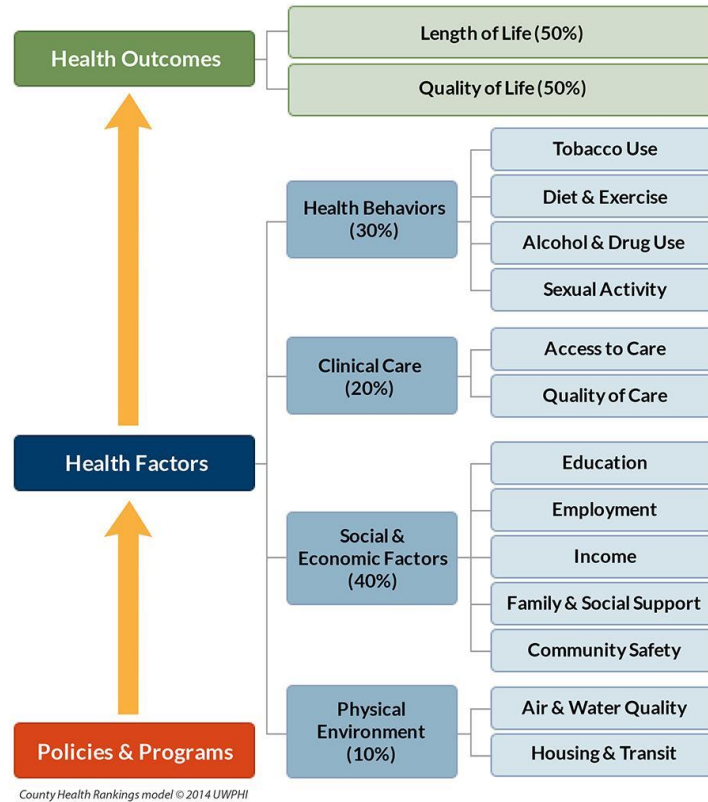
A. Secondary Data

i. Sources and dates of secondary data used in the assessment

KFH-Woodland Hills used the Kaiser Permanente CHNA Data Platform (www.chna.org/kp) to review over 150 indicators from publically available data sources. Data on gender and race/ethnicity breakdowns were analyzed when available. For details on specific sources and dates of the data used, please see Appendix A. The secondary data utilized in this report were obtained in August 2015.

Secondary data obtained from the Kaiser Permanente CHNA data platform were organized into these broad categories: demographics, clinical care, health behaviors, health outcomes, physical environment and social & economic factors. These categories are based on the Mobilizing Action Toward Community Health (MATCH) framework below which illustrates the inter-relationship between health

outcomes and the drivers of health.



To augment and corroborate data from the KP CHNA data platform, other secondary data sources were explored for local and county (related department data and reports such as public health and mental health), state (department of public health) and national (includes the CDC and Healthy People 2020) sources. These data sources are listed in Appendix A.

ii. Methodology for collection, interpretation and analysis of secondary data

As a first step, in-depth reports of indicators of health were generated from the CHNA data platform for both service areas of KFH-Woodland Hills (West San Fernando Valley and Ventura County). When possible, service area values represent the aggregate of all data for geographies (zip codes, counties, census tract, etc.), which fall within the service area boundary. When one or more geographic boundaries were not entirely encompassed by a service area, the measure was aggregated proportionally.

The generated reports grouped common health indicators into health needs. For example, indicators for diabetes prevalence and diabetes hospitalization were grouped under the “Diabetes” health need. Each indicator for the service areas was compared to state, national, regional and Healthy People 2020 benchmarks.. Points were assigned to each indicator based on whether the indicator met the benchmark (0 point value) or does not meet benchmark. The maximum points that the CHNA data platform assigned to a health indicator was 4—a score of 4 shows that the health indicator greatly exceeds the benchmarks. The point values given to the health indicators for KFH-Woodland Hills ranged between 0-2 points showing that a few of the health indicators did not meet or exceed the state indicator benchmark. For the health indicators rate scored between 0-2 points. The CHNA team

identified indicators that scored 2 points and identified these as potential health needs.

The analysis of health indicators resulted in a preliminary list of potential significant health needs which informed primary data collection and analysis. This list of health needs guided identification of participants for focus groups, surveys and key informant interviews based on how their areas of expertise relate to the identified health needs and their ability to give unique insight into the health needs of the communities. The list was also presented to key informants and survey participants for consideration in identifying significant health needs in their communities. The specific methodology for how service area rates and percentages were calculated for each indicator can be found on the CHNA.org/kp website.

B. Community Input

i. Description of the community input process

Community input was provided by a broad range of community members through the use of key informant interviews, focus groups, and/or surveys. Individuals with the knowledge, information, and expertise relevant to the health needs of the community were consulted. These individuals included representatives from state, local, tribal, or other regional governmental public health departments (or equivalent department or agency) as well as leaders, representatives, or members of medically underserved, low-income, and minority populations. Additionally, where applicable, other individuals with expertise of local health needs were consulted. For a complete list of individuals who provided input, see Appendix B.

Valley Care Community Consortium's (VCCC) long-established partnerships and collaboration with organizations and county departments was advantageous to identifying representatives who serve within various sectors of the communities of KFH-Woodland Hills. These representatives included community residents, political representatives, county departments, educators, health providers and providers, and business leaders. The community benefit manager for KFH-Woodland Hills was also instrumental in identifying and contacting potential community stakeholders. Based on participants' language preference, primary data tools were administered in English or Spanish.

Key Informant Interviews:

Eleven key informants from the KFH-Woodland Hills service area were interviewed. The duration of each interview was between 30 to 60 minutes. Key informants were asked to identify the most important health needs faced by the community, including poor health outcomes and major drivers of poor health outcomes (e.g. socioeconomic, environmental, social, clinical and behavioral). They were also asked to identify subpopulations (e.g. age, race/ethnicity, gender, etc.) within the service area that are disproportionately impacted by health needs. Interviewees also contributed information about existing assets in the community to address the identified health issues. Additionally, interviewees identified solutions (existing and non-existing) that could potentially improve the health issues within their communities. Towards the end of the interview, interviewees were asked to pre-prioritize a list of health needs identified through the secondary data research process and that arose through the course of the interview. Interviewees were also given the option to include health needs not listed on the secondary data list to ensure that interviewees were not confined to a set list of health needs. They were asked to rank the top five health needs based on their experience of how often the health issue was encountered by the community they serve.

Focus Groups:

A total of 17 one-hour focus groups were facilitated among 163 community members from underserved and marginalized populations, business leaders, providers, youth, farm workers, and social and healthcare professionals. Similar to the interviewees, participants generated a list of health needs from

which they then ranked the top five. Unlike interviewees, focus group participants were only asked to identify and rank the health needs they mentioned during the focus group. The intent of the focus groups was to capture the perceived health needs from a specific community group—business leaders, low-income residents, farm workers, youth, etc.—and not to capture their perspective on pre-identified health needs that arose from secondary research. They also identified impacted subpopulations, existing assets, and possible solutions to address the health needs.

Community Surveys:

188 surveys were administered (paper and electronic) to health professionals, community residents, elected officials representatives, and seniors. The information gathered included demographics and significant health needs in their communities. Respondents also ranked three health needs from a pre-generated list that included secondary and primary pre-identified health needs. Respondents were asked to rank three instead of five health needs to ensure that the required number of health needs are ranked and reduce the likelihood of unranked health needs. Spaces were also created in the survey tool to allow respondents to add any health need not listed that they believed were important.

Community Forums:

Two forums were conducted with 59 business leaders and health experts. The community forum was conducted in two parts. The first part resembled the focus group format where participants were asked to identify the perceived health needs in the community, drivers that contributed to the health needs, the impacted populations and neighborhoods, and the community assets and solutions in existence to address the needs including any additional non-existing solutions to address the health needs. While the participants listed their health needs, they were also asked to pre-prioritize the health needs based on how often the health issue was encountered by the community they serve. The pre-prioritized responses were later tallied to determine the ranking order of the health needs for the whole group.

The second part of the community forums consisted of utilizing TurningPoint clicker technology in which participants used a clicker to answer the questions. The reason that TurningPoint technology was used is that it allowed anonymity. The questions asked during the second part of the Community Forum focused on demographics and healthcare barriers. The demographic questions asked included questions about the participants' age, race and income. The questions regarding healthcare barriers included questions asking about the type of healthcare providers used, where the healthcare service was obtained—hospital, community clinic, local pharmacy, etc.—and questions about listing the barriers to health care services, such as language barriers, insurance, cost, etc. Community forum participants were non-profit agency leaders, representatives of elected officials, and local businesses that service low-income and marginalized communities within the KFH- Woodland Hills service area.

ii. Methodology for interpretation and analysis of primary data

The primary data collection methods (surveys, focus groups, forums and key informant interviews), were used to identify the health needs of certain populations and communities and to determine additional health needs beyond secondary data research. Emphasis was placed on reaching out to non-traditional health stakeholders and vulnerable populations such as incarcerated youth, immigrant population, and the farm working community in an effort to capture health needs that may have been absent due to the marginalization of these communities, and to be reflective of the health needs of the KFH-Woodland Hills service area.

The geographic boundaries of the KFH-Woodland Hills service area also influenced the design and methods for analyzing primary data. KFH-Woodland Hills includes populations and communities from Los Angeles County and Ventura County, which are different in composition. To better understand the health needs from each area, qualitative data was analyzed separately for Ventura County and West San Fernando Valley during the primary data collection process, but then grouped together when the health needs were prioritized.

The steps below outline the primary data collection methods process included in the development of the CHNA.

Health Need Identification and Pre-prioritization: The primary data collection process was simultaneously used to pre-prioritize health needs in the service area. During the primary data gathering process, participants were asked to identify the health needs and barriers to community health. The responses from the participants were captured and ranked by the community themselves. The focus group and interviews ranked the top five health needs, and the surveys and community forums ranked the top three health needs.

Weight-Value Scoring: The final ranked health needs were then weighted differently to reflect the health needs of the represented population that was engaged in the primary data collection efforts. The maximum value assigned to focus groups and interviewee responses was 10 and for the community forums and surveys the maximum score value was 3 because the sample size for each community engagement process was different.

Therefore, score values of 10, 8, 6, 4, and 2 were provided to the first five health needs identified in each of the focus groups and interviews and score values of 3, 2, and 1 were provided to the first three health needs identified in each of the surveys and community forums. The final score values were then aggregated to determine the top five health needs for each qualitative data process.

The aggregated score values for each top five health need from the qualitative data process were then combined for a final score that numerically indicates the level of significance the health needs hold for the community. For example, in West San Fernando Valley, obesity scored 10.81 in focus groups, 9.6 in interviews and 2.88 in forums and surveys for a final total of 23.29 versus a final total of 19.33 for diabetes indicating obesity is a major health need for this service area.

Corroboration of Health Need: After each health need received its weighted-score value results, the health need was corroborated using a five-point criteria system to determine if the identified health issue can be categorized as a health need. The health issue must score in three out of the five criteria points in order to be classified, as a health need. The corroborating criteria includes:

1. Benchmarking: The health issue's rate is compared to state, national and regional levels to determine if the need, meets or exceeds the benchmark.
2. Disparities exist: Disparities exist impacting certain populations by looking at ethnic, gender and lack of insurance. Each health need received a score of 0 if the disparity does not exist and 1 if the disparity does exist.
3. Time-trend analysis: The health need is getting worse over time (entails comparing current secondary data for each service area to the 2013 secondary data). Score was determined as follows: 0 if the health needs has improved; 1 if no change is noted and 2 if it has worsened.
4. Defined as a health need: The health need meets Kaiser Permanente's definition: scored 0 for "No" and 1 for "Yes"
5. Community Concern: The health issue received a score, meaning it was mentioned as a health need during the primary data gathering process.

Prioritization: The final list of health needs for each geographic boundary (Ventura County and West San Fernando Valley) is then grouped together and the total values of each health need is summed up and the new value assigned determines the priority order of the health need. Health drivers, populations impacted, assets and solutions were then grouped thematically to present a better picture of how they were related to the lists of health needs.

As an example, in the West San Fernando Valley, mental health scored 24.37 weighted-points when the primary data methods were ranked for West San Fernando Valley, placing it as the third health need for the area. However, when the health needs were ranked for the primary data methods for Ventura County, mental health scored 8.50 weighted-points, placing it as the 11th health need for the

area. After combining the scores for both areas, and corroborating the results with secondary and the five-point criteria listed above, mental health was prioritized as the second health need for the KFH-Woodland Hills Medical Center, scoring 32.87 points.

By the end of the data analysis process, there was a total of 17 health needs (including health outcomes and drivers) for West San Fernando Valley and a total of 14 health needs (also including health outcomes and drivers) for Ventura County. These retained lists were included in the prioritization phase to determine the ranked order of the most significant health needs in each area. Please see the prioritization process in Section VI.

C. Written Comments

Kaiser Permanente provided the public an opportunity to submit written comments on the facility's previous CHNA Report through CHNA-communications@kp.org. This website will continue to allow for written community input on the facility's most recently conducted CHNA Report.

As of the time of this CHNA report development, KFH-Woodland Hills had not received written comments about previous CHNA Reports. Kaiser Permanente will continue to track any submitted written comments and ensure that relevant submissions will be considered and addressed by the appropriate facility staff.

D. Data limitations and information gaps

The Kaiser Permanente CHNA data platform includes approximately 150 secondary indicators that provide timely, comprehensive data to identify the broad health needs faced by a community. However, there are some limitations with regard to these data, as is true with any secondary data. Some data were only available at a county level, making an assessment of health needs at a neighborhood level challenging. Furthermore, disaggregated data around age, ethnicity, race, and gender are not available for all data indicators, which limited the ability to examine disparities of health within the community. Lastly, data are not always collected on a yearly basis, meaning that some data are several years old.

Due to scheduling difficulties, a few key informant interviewees were accommodated with phone interviews. As face-to-face interviews allowed for voice recording for comprehensive note-taking, with a phone interview, the interviewer was limited to recording the key points of the interviews.

Lastly, information was gathered from special populations such as the medically underserved, low-income, and minority populations.

VI. IDENTIFICATION AND PRIORITIZATION OF COMMUNITY HEALTH NEEDS: PROCESS AND KEY FINDINGS

A. Identifying Community Health Needs

i. Definition of Health Need

For the purposes of the CHNA, Kaiser Permanente defines a "health need" as a health outcome and/or the related conditions that contribute to a defined health need. Health needs are identified by the comprehensive identification, interpretation, and analysis of a robust set of primary and secondary data.

ii. Criteria and analytical methods used to identify the community health needs

In order to retain and emphasize the community's perspectives, identification and prioritization of health needs occurred concurrently with primary data collection as participants were asked to rank the health

needs based on importance (highest to lowest priority). A rigorous two-step process that utilized several criteria (elaborated in section B below) was conducted to first prioritize the top 10 health needs for each service area. The 17 health needs for West San Fernando Valley and 14 health needs for Ventura County were condensed to 10 health needs each. The two lists were then combined and prioritized for the final 10 health needs for the entire medical center's service area.

B. Process and criteria used for prioritization of the health needs

Prioritization of the health needs was informed by the rank order provided by community members during the primary data collection process (surveys, focus groups, forums, and interviews). Contributors include: community residents and parents, medically underserved and low-income minority groups, farm workers, youth, transitional housing populations, business leaders, higher institution educators, public health experts and medical professionals. The score value provided to each health need during the identification and pre-prioritization process determined the list of health needs for Ventura County (14) and West San Fernando Valley (17).

Following the development of the health needs list for each area, the CHNA team and the KFH-Woodland Hills medical and community benefit staff participated in a meeting to review the data and establish criteria points for the prioritization of the health needs. During the meeting, the following criteria was established and used to determine the prioritization order of the health needs:

1. Benchmarking: The health issue's rate is compared to state, national and regional levels to determine if the need, meets or exceeds the benchmark.
2. Disparities exist: Disparities exist impacting certain populations by looking at ethnic, gender and lack of insurance. Each health need received a score of 0 if the disparity does not exist and 1 if the disparity does exist.
3. Time-trend analysis: The health need is getting worse over time (entails comparing current secondary data for each service area to the 2013 secondary data). Score was determined as follows: 0 if the health needs has improved; 1 if no change is noted and 2 if it has worsened.
4. Defined as a health need: The health need meets Kaiser Permanente's definition: scored 0 for "No" and 1 for "Yes"
5. Community Concern: The health issue received a score, meaning it was mentioned as a health need during the primary data gathering process.

The CHNA team applied the five-criteria points to each health need identified during the pre-prioritization process and combined the scores from each area to determine the total score for each health need. The top 10 health needs were ranked as the health needs for KFH-Woodland Hills Medical Center and are listed in section VI.C. ii. The list also includes the breakdown of how the health needs ranked for each service area.

C. Prioritized description of all the community health needs identified through the CHNA

i. Community Health Landscape and Trends

This section describes the health outcomes and important determinants (drivers) of health in the community. The list of significant health outcomes and drivers listed in this section is determined by the secondary and primary data collection and analysis (as described in Section V). In some cases, the secondary data did not indicate the health need as "significant" meaning that the secondary data demonstrated that the health need was meeting the state benchmark or doing better than the state's rate. When this was the case, primary data results and/or corroborating secondary data showing that the rate of the health issue was getting worse over time, determined if the health need was defined as a significant health need. It should be noted that for the KFH-Woodland Hills service area, secondary

data demonstrated that when the health need exceeded the state benchmark, it was by a slight margin. The health needs and drivers that *significantly* exceeded state levels were for shortage of oral health providers (by 18.05%), breastfeeding (by 5.50%), rate of fast food restaurants (by a rate of 5.87 more points) and assisted housing (by a rate of 8.72 more points). Therefore some health needs' rates are lower than the state's rate, but still considered to be significant health needs.

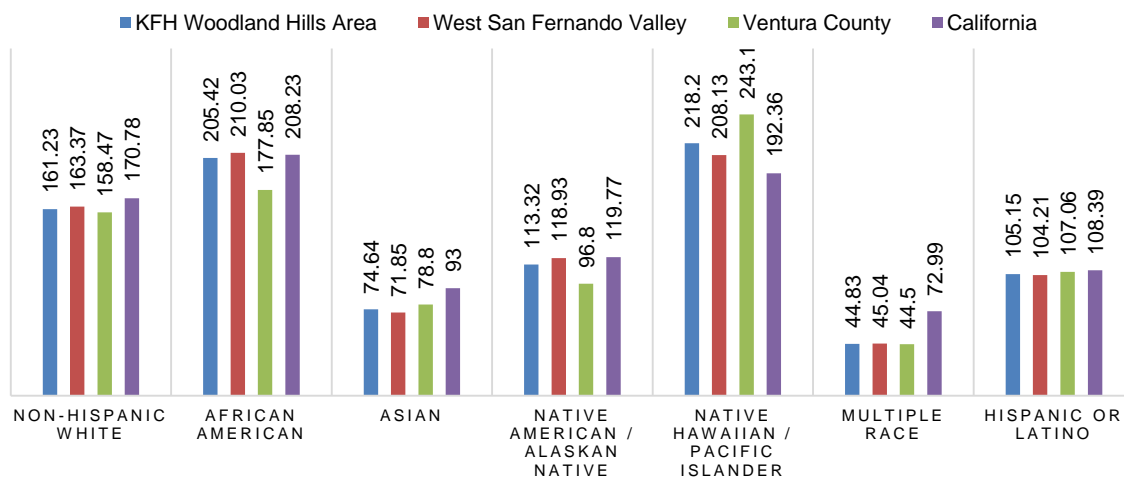
a. Significant Morbidity and Mortality (Health Outcomes)

To determine the list of significant health outcomes for KFH-Woodland Hills, mortality and morbidity data from the Los Angeles County mortality and morbidity report and California Department of Public Health (CDPH) death profile data for the area and the hospital admissions report from the Office of Statewide Health Planning and Development (OSHPD) were analyzed. Across the board, cardiovascular and circulatory related diseases, cancers and stroke were the leading health issues for the medical center service area.

Among the list of significant health outcomes determined for all the service areas (KFH-Woodland Hills, West San Fernando Valley and Ventura County) are cancers, adult obesity, heart disease, infant mortality, and deaths by motor vehicle accidents.

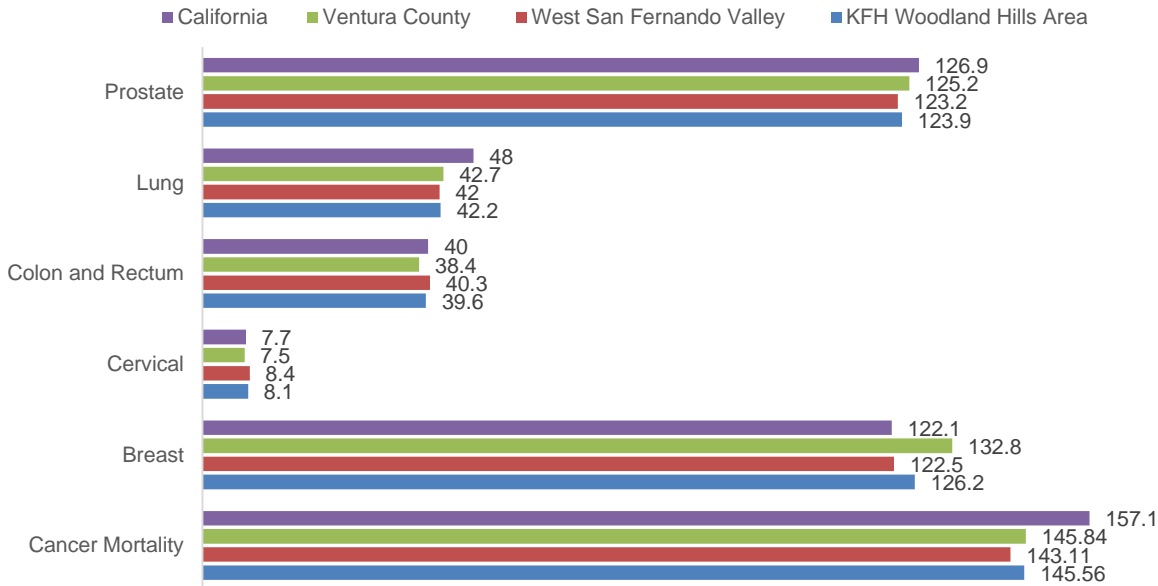
Cancers: Although the death rate for cancer in all three areas are much lower than that of California, the chart below indicates an ethnic disparity with a higher rate among the White, African American, and Native Hawaiian/Pacific Islander subpopulations. There is also an indication that the KFH-Service area has more cases of breast cancer when compared to the state. However, the rates are slightly lower for prostate, lung, and colon and rectum. Cervical cancer rates are mainly high in West San Fernando.

CANCER MORTALITY, AGE-ADJUSTED RATE (PER 100,000 POPULATION) BY RACE / ETHNICITY



Source: University of Missouri, Center for Applied Research and Environmental Systems. California Department of Public Health, CDPH - Death Public Use Data. 2010-12. Source geography: ZIP Code

Cancer Incidence Rates, Age-Adjusted (Per 100,000 Population)



Source: National Institutes of Health, National Cancer Institute, Surveillance, Epidemiology, and End Results Program. State Cancer Profiles. 2008-12. Source geography: County

Adult Overweight: Across the KFH-Woodland Hills service area, there are more overweight adults that may indicate poor lifestyle behaviors and/or limited resources to encourage healthy eating and physical activity.

	KFH-Woodland Hills Service Area	West San Fernando Valley	Ventura County Service Area	California
Percent Adults Overweight, ≥18 Years	36.1%	36.1%	36.3%	35.8%

Heart Disease and stroke: The percentage rate of heart disease for KFH-Woodland Hills (36.1%) is slightly higher than the state’s rate of 35.8%. While not a notable significant health outcome, the rate of overweight adults in the area has been increasing over time. Overweight is a precursor to diabetes, hypertension, heart disease and stroke.

	KFH-Woodland Hills Service Area	West San Fernando Valley	Ventura County Service Area	California
Percent Adults Overweight, ≥18 Years	36.1%	36.1%	36.3%	35.8%
Percent Adults with Heart Disease, ≥18 Years	6.4%	6.1%	7%	6.3%
Heart Disease Mortality Rate (per 100,000 population), Age-Adjusted HP2020 = ≤100.8	146.92	152.29	141.88	163.18
Stroke Mortality Rate (per 100,000 population), Age-Adjusted	34.14	32.14	35.96	37.38

Infant Mortality: Death rates among infants less than one year old in the medical center service area are slightly higher than the state’s rate. However, this rate is below the Healthy People 2020 benchmark. Infant mortality may indicate low access to healthcare that may be due to a lack of health insurance, and/or high poverty and unemployment rates for the area.

	KFH-Woodland Hills Service Area	West San Fernando Valley	Ventura County Service Area	California
Infant Mortality Rate (Per 1,000 Births) HP2020 = ≤6.0	5.1	5.1	5.2	5

Motor Vehicle Crashes: High rates of deaths due to motor vehicle accidents may restrict community members from having active lifestyles due to poor safety. Motor vehicle deaths are higher in the KFH-Woodland Hills service area compared to the state.

	KFH-Woodland Hills Service Area	West San Fernando Valley	Ventura County Service Area	California
Death Rate Due to Motor Vehicle Crashes, Age-Adjusted (Per 100,000 Population) HP2020 = ≤12.4	6.08	5.58	6.53	5.18

b. Significant Health Drivers

Health drivers can be clinical, social, environmental and behavioral indicators that contribute to health inequities and health outcomes in an area. The KFH-Woodland Hills CHNA team reviewed secondary and primary data for the associated indicators for each health need identified to determine the health drivers for the medical center’s service area

i. Access to Care

In the KFH-Woodland Hills service area, individuals have low access to primary care and dental providers when compared to the state. Access to routine and consistent healthcare is an important determinant of health. It is critical not only for early detection and treatment of illnesses but also to access preventive measures including physical examinations, immunizations, screenings and health education.

	KFH-Woodland Hills Service Area	West San Fernando Valley	Ventura County Service Area	California
Primary Care Physicians Rate (Per 100,000 population)	72.8	72.5	73.4	77.2
Percent of Population Without a Regular Doctor	16.1%	16.4%	15.7%	14.3%
Percent of Population Living in a Dental Health Professional Service Area	22.98%	0%	41.58%	4.93%

Due to low and inconsistent access to health providers, fewer residents of the service area than California receive recommended screenings for cancers and pneumonia thereby increasing the risk for poor health outcomes.

	KFH- Woodland Hills Service Area	West San Fernando Valley	Ventura County Service Area	California
Percent Female Medical Enrollees with Mammogram in Past 2 Years, ≥67 Years	58.4%	57%	60.5%	59.3%
Percent Adult Females with Regular Pap Test (Age-adjusted), ≥ 18 Years	74.5%	76.4%	71.5%	78.3%
Percent Adults Screened for Colon Cancer (Age-Adjusted), ≥ 50 Years	56.4%	55.5%	58.1%	57.9%
Percent Adults Never Screened for HIV/AIDS, 18-70 Years	64%	61%	69.20%	60.83%
Percent Population with Pneumonia Vaccination (Age-Adjusted), ≥65 Years	61.9%	61.1%	63.3%	63.4%

ii. Health Behaviors

Health behaviors can directly affect health outcomes. Health behaviors such as physical activity and healthy eating can lower the risk of conditions like heart disease, diabetes, and some cancers. Secondary data, illustrated below indicates that compared to California, the population of the KFH-Woodland Hills service areas are less likely to practice behaviors that reduce the risk for chronic diseases.

	KFH-Woodland Hills Service Area	West San Fernando Valley	Ventura County Service Area	California
Percent Adult to Consume ≤5 Servings of Fruits and Vegetables Daily, ≥18 Years	71.6%	72.1%	70.7%	71.5%
Percent Youth to Consume ≤5 Servings of Fruits and Vegetables Daily, 2-13 Years	52.3%	49.3%	57.6%	47.4%
Percent of Mothers Who Breastfeed Exclusively During Their Postpartum Hospital Stay	59.3%	57.1%	63.7%	64.8%
Percent Adults with No Leisure Time Physical Activity, Age ≥20	16.8%	17%	16.4%	16.6%
Percent of Worker Commuting to Work by Car Alone	76.04%	76.56%	76.54%	73.25%
Percent of Population Walking or Biking to Work	2.71%	2.65%	2.63%	3.84%
Percent of Adults with High Blood Pressure Not Taking Their Medication, ≥18 Years	31.8%	32.1%	31.4%	30.3%

iii. Physical Environment

According to the World Health Organization (WHO), the physical environment is one of the factors that affect the health of individuals and communities. Physical environments encompass safe water, clean air, healthy workplaces, safe housing and roads.

The physical environment of the KFH-Woodland Hills service areas raises the likelihood of conditions such as obesity and related conditions, cancers, asthma, and mental health distress due to lower access to nutritious foods, higher chances of alcohol and tobacco use, poor air quality and education, and housing instability.

	KFH-Woodland Hills Service Area	West San Fernando Valley	Ventura County Service Area	California
Grocery Store Rate (Per 100,000 Pop.)	21.39	20.63	21.38	21.51
Liquor Store Rate (Per 100,000 Pop.)	13.73	13.52	14.82	10.02
Percent of Weeks in Drought (Population-Weighted)	95.43%	95.44%	95.48%	92.81%
Percent Area Covered by Tree Canopy (Population-Weighted)	9.8%	11.02%	5.58%	15.13%
Total Road Network Density (Road Miles Per Acre)	5.21	6.54	2.18	2.02
Head Start Program Facilities Rate (Per 10,000 Children Under Age 5)	3.11	1.59	3.98	6.34
HUD-Assisted Housing Units Rate (Per 10,000 Housing Units)	377.06	402.12	329.68	368.32

iv. Socioeconomic Factors

A higher percentage of children in the KFH-Woodland Hills service areas whose families do not qualify for food assistance programs are likely to have limited or uncertain access to adequate foods. The Supplemental Nutrition Assistance Program (SNAP) and Temporary Assistance for Needy Families (TANF) help improve access to nutritious foods. However, children whose families have been cut from SNAP or TANF when their income exceeds eligibility limits are likely to experience child food insecurity.

	KFH-Woodland Hills Service Area	West San Fernando Valley	Ventura County Service Area	California
Percent of Food Insecure Children Ineligible for Assistance Programs, ≤18 Years	33%	30%	38%	29%

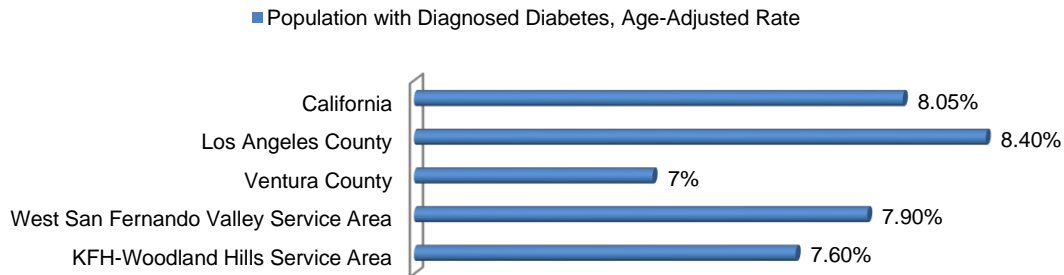
ii. Prioritized list of health needs

Even though there are health needs shared by both the Ventura County and West San Fernando Valley, each area differs in how they prioritized each health need. Comprehensive health need profiles for the top 10 most significant health needs for the service area of KFH-Woodland Hills Medical Center are located in Appendix C. The table below displays the list of the health needs and how they ranked for the medical center service area and each sub-service area. The health needs are also compared with the prioritized health needs for the 2013 CHNA in order to show which health needs remain a priority over the three years.

Health Needs	KFH-Woodland Hills Medical Center Rank	West San Fernando Valley Rank	Ventura County Service Area Rank	Prioritized in 2013 CHNA
Overweight/Obesity (Adults)	1	1	1	Yes
Diabetes	2	2	3	Yes
Mental Health	3	3	9	No
Substance Use and Abuse	4	6	2	No
Economic Security (Unemployment and Poverty)	5	5	4	No
Access to Primary Healthcare	6	9	6	Yes
Cancers	7	4	5	No
Heart Disease	8	8		No
Dental Health	9		10	Yes
Affordable Housing and Homelessness	10	7		No

Diabetes and Obesity/Overweight (Adults and Youth): Diabetes and overweight obesity are highly associated with each other. Increased body fat raises the risk for type 2 diabetes. The prevalence of diabetes in the KFH-Woodland Hills service area at 7.60% is slightly less than that of the state at 8.05% indicating that efforts toward reducing this health condition may be paying off. However, within the medical center’s service area West San Fernando Valley has a higher percentage of diabetes, 7.90%, than Ventura County at 7%. And across all geographic areas, men are more likely than women to be diagnosed with diabetes.

Population with Diagnosed Diabetes, Age-Adjusted Rate



Source: Centers for Disease Control and Prevention, National Center for Chronic Disease Prevention and Health Promotion. 2012. Source geography: County

As a health problem and driver for diabetes, overweight/obesity is a problem in the KFH-Woodland Hills service area. Reflecting the nation’s statistics, more than one third of adults (36.1%) in the medical center’s service area are overweight, slightly more than California (35.8%). Within the medical center service area gender and ethnic differences exist with 21.64% of men compared to 19.28% of women being obese, a trend reflected in West San Fernando Valley and Ventura County.

	KFH-Woodland Hills Area	West San Fernando Valley	Ventura County	California
Percent Adults Overweight, ≥18 Years	36.1%	36.1%	36.3%	35.8%

Source: Centers for Disease Control and Prevention, Behavioral Risk Factor Surveillance System. Additional data analysis by CARES. 2011-12. Source geography: County

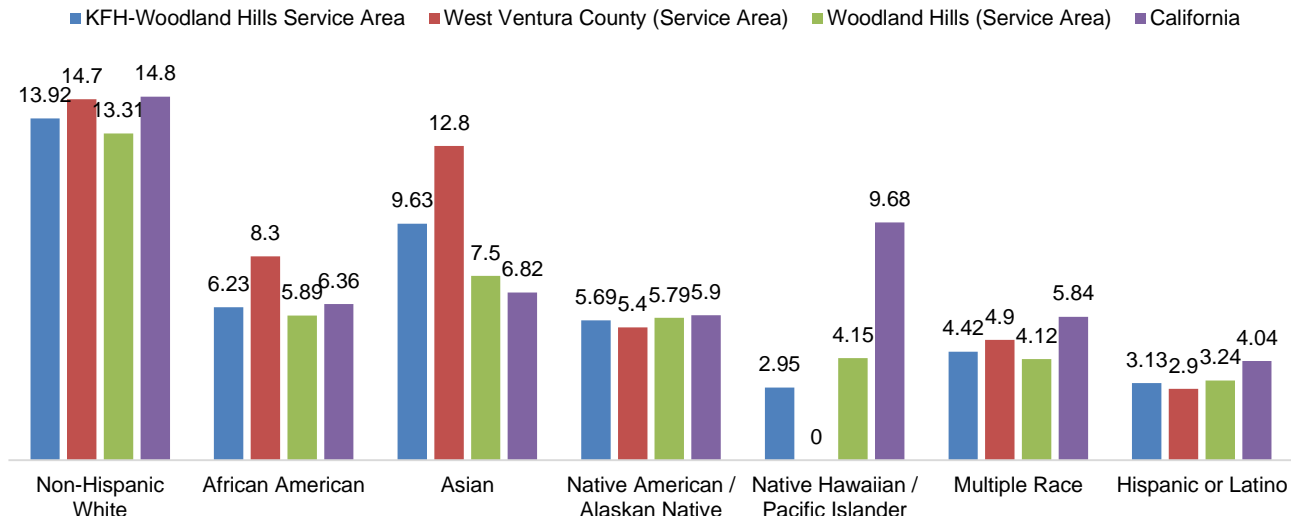
Health drivers for diabetes and overweight/obesity are reflective of eating habits and active living. Adults and youth in the medical center service area tend to consume less than the recommended daily servings of 5 fruits and vegetables. The rate of grocery stores may indicate the availability and accessibility of fresh food in the KFH-Woodland Hills service area and the ability of community residents to purchase and consume fruits and vegetables. In West San Fernando Valley, there are 20.63 grocery stores per 100,000 population and 21.38 grocery stores in Ventura County per 100,000 population compared to the state's 21.51 grocery stores per 100,000 population. The situation is worsened by the high number of fast food restaurants per 100,000 population, particularly in West San Fernando Valley at 85.17 restaurants as opposed to 73.36 restaurants in Ventura County. Physical inactivity is lower among the KFH-Woodland Hills service area adults at 16.8% than the state at 16.6%. Furthermore, the KFH-Woodland Hills service area adults are less likely to incorporate physical activity into daily routines since 2.71% as opposed to the state's 3.84% are likely to walk or bike to work.

Many of the community's input with regards to overweight/obesity and diabetes are due to little access to parks, exercise programs and recreational facilities. To address this, the community asks for more open green spaces, more exercise equipment to be installed in parks that are accessible to the public as well as free exercise classes, such as walking and Zumba to encourage physical activity. Additionally, community based organizations are asked to send role models that resemble the community as champions for healthy lifestyles to encourage residents to change. Participants also point out that lack of accessible transportation to parks and recreation facilities limits physical activity and that there are not enough farmers markets in their communities. Furthermore, according to community members, the free/reduced lunches served to children at schools have low nutritional values thus increasing the likelihood of obesity among youth who may grow to be obese adults. Community members, therefore, ask that healthy cooking options be taught to parents through television commercials. To address diabetes, participants request that chronic disease self-management workshops be embedded within their neighborhoods so as to make it easier to access them.

Mental Health: Mental illness as a concern is more prominent in West San Fernando Valley as 14.20% of Medicare beneficiaries are diagnosed with depression than Ventura County (13%) and in the state (13.4%). Along the same line, a higher percentage of West San Fernando Valley adults (16.60%) than Ventura County (13.90%) and the state (15.90%) report needing mental health care within a one-year period.

Suicide has been linked to poor mental health. In the KFH-Woodland Hills service area and California Non-Hispanic Whites have a higher suicide rate compared to other ethnicities which may indicate a higher rate of poor mental health. This finding is consistent across all geographic locations. The key driver identified for poor mental health in the medical center service area is inadequate social or emotional support which is reported more among West San Fernando Valley adults (26.4%) than Ventura County (22.6%) and California (24.6%).

Suicide Mortality (Per 100,000 Population) by Race/Ethnicity



Source: University of Missouri, Center for Applied Research and Environmental Systems. California Department of Public Health, CDPH - Death Public Use Data. 2010-12. Source geography: ZIP Code

Stress related to day-to-day survival is noted as a big contributor to mental health in the community. Community residents are plagued with financial and job insecurity, unstable housing situations due to high rents and mortgages, concealing undocumented immigration statuses, and poor insurance coverage which in many cases does not cover mental health. Furthermore, societal perception and stigma that mental health is a character weakness discourages residents from seeking help. System-wise, the health system is complicated to navigate and as such residents have difficulty setting up and keeping appointments. Participants suggest that addressing issues related to economic security as well as increasing funds for programs that provide mental health support are likely options to address the mental health need in their community.

Substance Use and Abuse: Community members in Ventura County prioritized substance use and abuse as a health need than West San Fernando Valley. Data indicate that excessive consumption of alcohol is a problem in Ventura County service area with 17.7% of adults drinking excessively. This is higher than the medical center service area (16.6%), West San Fernando Valley (16%) and California (17.2%). The key driver identified for the high alcohol expense is the higher access to liquor stores. Compared to California's 10.02 liquor stores per 100,000 population, the medical center service area is more saturated with liquor stores with 13.73 liquor stores per 100,000 population. Supporting the high consumption of alcohol, Ventura County service area has more liquor stores at 14.12 per 100,000 population than West San Fernando Valley with 13.52 liquor stores per 100,000 population.

Number of Liquor Stores per 100,000 Population

KFH-Woodland Hills Area	West San Fernando Valley	Ventura County	Los Angeles County	California
13.73	13.52	14.82	11.41	10.02

Source: US Census Bureau, County Business Patterns. Additional data analysis by CARES. 2012. Source geography: ZCTA

Both service areas' community participants indicate that residents are routinely exposed to drug and alcohol messages in their neighborhoods. They believe the situation is further exacerbated by low opportunities for employment and quality education that increase financial constraints thereby

contributing to daily stress. As such, these stresses can result in mental health issues which “*can contribute to drug use because individuals use drugs to self-medicate*”. To address this need, community members call for a program that cohesively and comprehensively addresses multiple physical and mental health needs in addition to substance use disorders that is integrated into an individual’s primary health care.

Economic Security: For the purpose of this CHNA, economic security includes unemployment and poverty rates. Studies suggest that loss of job and economic distress decrease mental and physical health and reduce health insurance affordability. As such, many people forgo health care for basic needs. Although secondary data indicates that the KFH-Woodland Hills service area is performing much better than the state in terms of poverty rate and unemployment rates, the community states that these two factors continue to influence their overall health status.

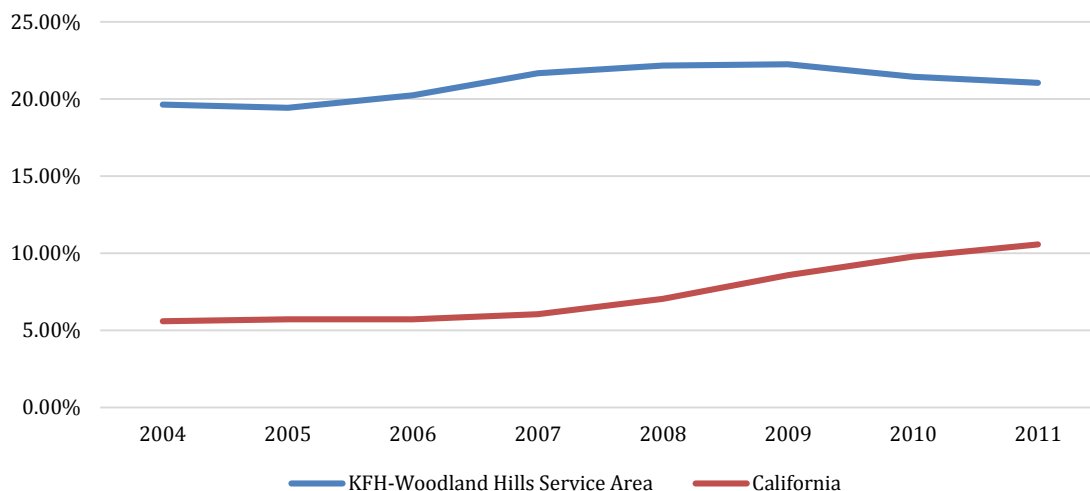
The unemployment rate for KFH-Woodland Hills is slightly lower (6.7%) than the state (6.8%) with West San Fernando exceeding the state at 7.1% and Ventura County’s rate of 6.2%.

Lack of economic security can influence an individual’s ability to access and afford healthcare, food, and education. The inability for an individual to afford daily living expenses can result in chronic stress, which may lead to poor health outcomes including, mental health, heart disease and digestive problems. For example, in the KFH-Woodland Hills service area 15.70% percent of adults report poor mental health compared to the state rate of 15.90%. West San Fernando Valley surpasses the state at 16.60% and Ventura County’s 13.90%. Heart disease rates are also slightly higher in KFH-Woodland Hills than the state, 6.40% vs. 6.30%. Ventura County has higher rates of heart disease than all areas at 7%.

Aside from poor health outcomes related to lack of economic security, limited access to health care and food are evident in the medical center service area. Many residents do not have a regular doctor in the KFH-Woodland Hills service area. Compared to the state (14.30%), 16.10% of adults in KFH-Woodland Hills do not have a consistent source of primary care with a higher rate in West San Fernando Valley (16.40%) than Ventura County (15.70%). This lack of consistent care may indicate lack of insurance due to inability to afford costs. And although, there are fewer uninsured people in the medical center service area (15.41%) than the state (16.69%), the rate is far from meeting the Healthy People 2020 goal of zero percent uninsured. Within the medical center service area, Ventura County has a higher uninsured population at 15.18% than West San Fernando Valley at 13.85%. Hispanic/Latinos, more than other races are more likely to be uninsured at 26.13% in the KFH-Woodland Hills service area compared to 25.90% Hispanic/Latinos in the state.

Poverty rate is indicated by the fact that between 2004 and 2011, more people in the medical center service area than the state have consistently received food assistance through the USDA supplemental nutrition assistance program (SNAP) to access healthy food and reduce food insecurity.

Percent Population Receiving SNAP Benefits by Year, 2004-2011



Source: US Census Bureau, Small Area Income Poverty Estimates. 2011. Source geography: County

Additionally, data indicates an estimated 14% of American household were food insecure at some time during 2014 meaning they lacked access to enough food for an active, healthy life for all household members. These include children. A high rate of children who are food insecure and ineligible for assistance reside in the medical center service area at 33% as opposed to 29% at the state level. Of these 33 percent, 30% reside in West San Fernando Valley and 38% in Ventura County.

Education is another driver for economic security. Education is known to lead to better jobs and higher education. Additionally, research shows that individuals with higher education live longer and healthier lives than those less educated and the same applies to their children. Among the range of the services offered through the Head Start program is education for children three to five years old from low-income households to help children grow intellectually, socially and emotionally. There are less than half the Head Start program facilities in the KFH-Woodland Hills area (3.11 per 10,000 children under the age of 5) than the state (6.34 per 10,000 children). There are significantly fewer facilities in West San Fernando (1.59 per 10,000 children) compared with 3.98 per 10,000 in Ventura County.

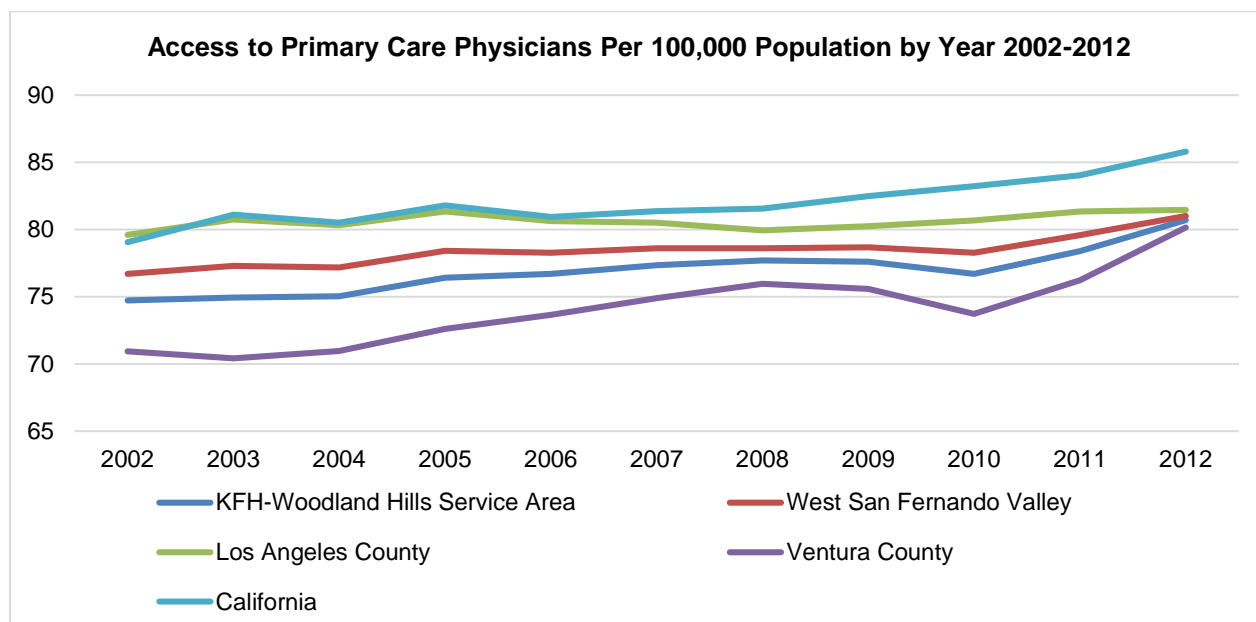
Community members indicate that unemployment is a major problem for them especially as it relates to their socio-economic status and ability to afford housing and access community resources. They call for increased selection of jobs available within the community. Of particular note, key informant interviewees point out that there is a need to increase quality education attainment in order to increase job and economic opportunities for residents. In order to accomplish this, community stakeholders emphasize support for parents during their children’s early childhood development because verbal, learning and communication skills are learned by the age of 5, well before schooling begins. Additionally, community leaders call for the engagement of non-traditional stakeholders such as businesses, city officials and education-focused non-profit organizations to increase education attainment.

Access to Primary Healthcare: Access to primary care is a key determinant of health that exposes individuals to preventive measures and disease management thereby reducing the likelihood of hospitalizations and emergency room admissions. In the KFH-Woodland Hills service area, there are 77.71 emergency room admissions per 10,000 population due to preventable causes. It is higher in West San Fernando service area (77.05 per 10,000 population) than Ventura County (63.35 per 10,000 population).

This health need is highly associated with the number of physicians within a community. A significantly

lower number of primary care physicians are present in the KFH-Woodland Hills service area at 72.8 physicians per 100,000 population compared to 77.2 per 100,000 population for the state. More so, West San Fernando Valley has fewer physicians (72.5 per 100,000) than Ventura County (73.4 per 100,000). Due to the low number of physicians, more of the medical center's service area adults report not having a regular doctor, with 16.10% compared to the state's 14.30%. This is more pronounced in West San Fernando Valley (16.40%) than Ventura County (15.70%). Across all the geographic locations, men are more likely to have no consistent primary care provider than women and Latinos are more likely than other ethnicities to have no consistent primary care provider. As a result, the first line of medical care is likely to be in emergency rooms and admissions into the hospital for preventable conditions are likely to be high in the service area.

On a positive note, the number of primary care physicians in the medical center service area has increased over a ten-year period, particularly around 2010. This change is likely attributable to the Affordable Care Act that was passed in 2010 to increase access to health care services, especially preventive services, to low-income individuals and households.



Source: US Department of Health Human Services, Health Resources and Services Administration, Area Health Resource File. 2012. Source geography: County

For both service areas, navigation of the health system is a barrier for the communities' access to healthcare. One community member stated: *"It is stressful when someone is trying to get healthcare services and is having difficulty navigating the system"*. Some of the reasons for poor system navigation include the difficulty to set up appointments, inability of the health personnel to speak the patients' language and limited referrals for Medi-Cal patients. Furthermore, lack of insurance, transportation and finances prevent residents from seeking healthcare. Many residents work long hours and therefore are unable to make appointments during regular clinic hours. Therefore residents request for extended clinic weekday and weekend hours and an increase in the number of available clinics to reduce wait time, particularly federally qualified health centers as these clinics are easier to maneuver particularly for the uninsured and undocumented person. Furthermore, healthcare centers and clinics are encouraged to take services to the community in place of people going to the facilities through consistent mobile services and health fairs.

Cancers: Cancers are also health issues identified by the residents of the KFH-Woodland Hills service area. In particular, they mentioned breast, lung, prostate cancers, and colon and rectum. Aside from

breast cancer, there are fewer new cases of the remaining cancers compared to the state. While new cases of breast, lung and prostate cancers are higher in Ventura County, colon and rectum cancer rates at 40.3 cases per 100,000 population are higher in West San Fernando Valley even exceeding the California's 40 per 100,000 population.

New Cases of Cancer per 100,000 population, Age-Adjusted

	KFH-Woodland Hills Service Area	West San Fernando Valley	Ventura County	Los Angeles County	California
Breast Cancer	126.2	122.5	132.8	116.9	122.1
Lung	42.2	42	42.7	41.6	48
Prostate	123.9	123.2	125.2	122	126.9
Colon and rectum HP2020 = ≤ 38.7	39.6	40.3	38.4	41.3	40

In relation to cancer deaths, disparities exist within the medical center service area. Overall, Native Hawaiians/Pacific Islanders are more likely to die from cancer at 218.2 deaths per 100,000 population, followed by African Americans at 205.42 deaths per 100,000 population. However, within each cancer type, African Americans tend to have worse outcomes than other ethnic groups with a higher death rate.

Alcohol consumption is associated with breast and colon and rectum cancers. There is high access to alcohol in the medical service area at 13.73 liquor stores per 100,000 population than the state at 10.02 stores per 100,000 population. A particular driver that stands out specifically for West San Fernando Valley is the low percentage of people screened for cancer. Fifty-seven percent of women have been screened for breast cancer with a mammogram and 56.4% of the medical center service area population has been screened for colon and rectum cancer as opposed to the state (57.9%).

Number of Liquor Stores per 100,000 Population

KFH-Woodland Hills Area	West San Fernando Valley	Ventura County	Los Angeles County	California
13.73	13.52	14.82	11.41	10.02

Source: US Census Bureau, County Business Patterns. Additional data analysis by CARES. 2012. Source geography: ZCTA

Again, community members corroborate the findings that cancers are a big problem for them. Health behaviors related to tobacco use, lack of nutritious foods and physical activity are common drivers for both service areas indicating a need to target lifestyle choices. It is also noted that lack of insurance is a contributor to low screenings as people have less access to primary care providers. Ventura County, as an agricultural setting, is plagued with pesticide issues and there are concerns that pesticide exposure are contributing to the cancer cases. Farm workers point out that proper protective equipment is not always provided to them.

Heart Disease: Heart disease has consistently been a leading cause of death in the United States. Therefore, it is not surprising that it is prioritized as a health need in the medical center service area as 6.40% of adults in the KFH-Woodland Hills Medical Center service area are diagnosed with heart disease compared to the state's 6.30%. However within ethnic groups, there are more deaths among Native Hawaiians/Pacific Islanders at 275.33 per 100,000 population and African Americans at 253.12 per 100,000 population in the medical center service area which may be due to poor management. Physical inactivity among adults, high access to liquor stores and poor management of high blood pressure are significant drivers associated with heart disease in the service area.

Community members stated that physical activity is limited due to unsafe environmental conditions

such as poor lighting as well as low access to parks and recreational facilities. Furthermore, there is need to share information more with residents about health fairs so that they can receive free screenings and information. However, some members pointed out that health fairs tend to be too far away thereby making transportation an added issue of access to services. It is therefore necessary that health fairs, services and chronic disease self-management programs be entrenched within the neighborhoods to increase accessibility.

Dental Health: Dental health is a key contributor to overall health status. Poor oral health can complicate an individual's health conditions and limit effectiveness of therapeutic measures. A higher percentage of adults in West San Fernando Valley (10.60%) than Ventura County (8.60%) report poor dental health, having six or more their permanent teeth removed due to tooth decay, gum disease or infection.

In the KFH-Woodland Hills service area, residents are more likely to have no dental insurance coverage than the state (40.90%) with a higher rate in West San Fernando Valley of 42.60% than Ventura County at 39.20%. Furthermore, adults in West San Fernando Valley at 30.60% are less likely to visit a dental provider for oral examination than Ventura County at 22.90%. Of particular importance to adults in Ventura County is the lack of access to dental providers. A surprising 41.58% live in areas with inadequate presence of dental providers compared to zero percent in West San Fernando and 22.98% in the medical center service area, and significantly higher than the state's 4.93%.

Lack of dental insurance and transportation are notable barriers to accessing dental services in both West San Fernando Valley and Ventura County. Participants, therefore, call for transportation assistance particularly for emergency dental services as well as increased dental coverage. Additionally, community members mention that many residents tend to consume unhealthy foods which include high sugar intake that can cause dental problems. As an agricultural community, Ventura County faces a unique problem in that water may be unpurified for some populations such as farm workers thereby decreasing the likelihood of drinking fluoridated water.

Affordable Housing and Homelessness: Recent economic downturn worsened housing affordability for a large proportion of Americans and has not improved despite the federal government's economic stimulus efforts according to the 2015 State of Homelessness in America Report. Many low-income people are at risk of homelessness despite the decrease in unemployment rate (7.4%) since poverty rates remain relatively stable (15.8%). Since 2007, the number of households with severe housing cost burden (paying more than 50% of income toward housing) has increase by 25% in the United States. Fortunately, the national rate of homelessness has decreased to 18.3 homeless people per 10,000 population, a change attributed to emphasis placed on permanent supportive housing and rapid re-housing as opposed to transitional housing and emergency shelters.

There has been significant decrease in the homeless population in Ventura County between 2013 and 2015 (20%) compared to service planning area 2 (SPA 2) or San Fernando Valley in which there is a 7% increase. Approximately 70% of the homeless in both service areas live on the streets and according to the 2015 homeless count in both service areas, men more than women are more likely to be homeless. Many subpopulations exist in the homeless community in the KFH-Woodland Hills service including those with mental illness (40.2% in San Fernando Valley and 20.6% in Ventura County) and substance abusers (26.9% in San Fernando Valley and 28.7% in Ventura County). Please note, subpopulation information presented for San Fernando Valley encompass both sheltered and unsheltered persons while those for Ventura County include unsheltered persons alone.

Homeless Count Results for Greater Los Angeles and Ventura Counties, 2015

	San Fernando Valley Area*	Ventura County	Los Angeles County
Total	5,216	1,417	44,359
On the streets	73.4%	67.5%	70%
In shelters	26.6%	32.5%	30%
Veterans	11.3%	9.1%**	10%
Mental Illness	40.2%	20.6%**	30%
Substance Abuse	26.9%	28.7%**	25%
Physical Disability	21.0%	29.8%**	20%
Have HIV/AIDS	1.7%	1.3%**	2%
Domestic Violence Experience	23.9%	19.6%**	21%

Source: Los Angeles Homeless Services Authority Homeless Count, 2015. Source geography: Service Planning Area. *Note: No data was available solely for the Panorama City service area. San Fernando Valley (SPA 2) data is used as substitution. **These numbers do not include sheltered individuals

Affordability and quality of housing are drivers that stand out for the KFH-Woodland Hills service area as contributing to homelessness. In the medical center service area, 46.49% of households spend more than 30% of their income toward housing costs compared to 44.99% for California. More households in West San Fernando Valley (47.11%) than Ventura County (43.68%) exceed this 30% limit. Additionally, there are more HUD-funded assisted housing units in the medical center service area (377.06 per 10,000 households) than the state (368.32 per 10,000 households) indicating a large population of low-income households. Again, there are more HUD-funded housing units in West San Fernando Valley (402.12) than Ventura County (329.68).

Many households in the KFH-Woodland Hills service area also live in substandard conditions which consists of one of the following conditions: 1) lacking complete plumbing facilities, 2) lacking complete kitchen facilities, 3) with 1.01 or more occupants per room, 4) selected monthly owner costs as a percentage of household income greater than 30%, and 5) gross rent as a percentage of household income greater than 30%. Compared to the state (47.54%), 48.01% of housing units in the medical center service area are in substandard conditions with 48.07% in West San Fernando Valley versus 45.11% in Ventura County.

The unemployment rate in the medical center service area (6.7%) is relatively low compared to the state (6.8%). However, West San Fernando Valley rates (7.1%) exceeds both the state and Ventura County (6.2%) thereby indicating a higher risk for homelessness in the community.

Community leaders indicate that there is a lack of truly affordable housing. As such, housing insecurity and homelessness reduce quality of life and are barriers to people’s adherence to medical management plans. An inadequate system that lacks coordinated and timely responsive services in particular for families and mentally ill persons is held responsible for the high homelessness situation. Therefore, residents call for not only coordinated systems (including other services such as job assistance and training, mental health and substance abuse services, and primary health care) to house the homeless promptly and permanently. Additionally, community members call for an increase in secure housing units, rent freezes to limit rent increases and rent scales based on income and government supplements.

D. Community assets, capacities and resources potentially available to respond to the identified health needs

This section explores existing assets, capacities and resources that potentially could be utilized to

address the aforementioned health needs. Additionally, it is meant to inform strategic plans to address the prioritized health needs. Community assets or resources are anything that improves the quality of community life. These include community members, physical structures or places, businesses, collaborations and partnerships, and local organizations or institutions (private, public and nonprofit). While the narrative below broadly describes the assets and resources existing in the KFH-Woodland Hills service area, links to resources pertaining to each health need in West San Fernando Valley and Ventura County are listed in Appendix C. The resource lists are not meant to be comprehensive but to act as starting points to access further community assets.

i. Access to Care

Access to care relate to one's ability to obtain preventive services and primary care services. This includes the number of available health care providers and eligibility for health insurance. The KFH-Woodland Hills service area consists of many hospitals and clinics that provide medical care and life-saving screenings as well as no/low-cost health programs for low-income and underserved populations. Solutions suggested by many focus groups members to improve access to care and enhance community knowledge of available resources is to utilize the promotora model to bring such information directly to people. Others suggest providing scheduled mobile services and health fairs within low-income communities to limit need to miss work and/or transportation issues. A few interviewees pointed out that there is a need for more federally qualified health centers that are better reimbursed for services rendered. Such facilities are more easily navigated by residents than medical centers, particularly for the uninsured. Integration of comprehensive, patient-centered services which includes mental, dental, and social services could be accomplished through the medical home model. Additionally, more medical providers are needed in the community.

Language is also an issue brought up through community input. Participants in Ventura County would like an increase in providers who speak their language and can understand their cultural backgrounds. Navigators who understand what patients are experiencing are suggested to fill this gap in order to not only help people maneuver the health system but also in a culturally-sensitive approach.

ii. Health Behaviors

Health behaviors play a big role in the maintenance of healthy lifestyles. An individual's daily choices of consumption, level of activity and social interactions can determine their overall health outcomes. Programs and health education classes exist through hospitals and community-based organizations in the KFH-Woodland Hills service area to guide residents to modify their behaviors to live healthier lifestyles. Residents and community leaders indicate offering free preventive and disease management classes within the community would greatly enhance behavior change. People are willing to eat better and increase physical activity. However, many low-income community members cannot afford the classes available or find transportation to go. As a result, community members request that more green spaces be installed in their neighborhoods, exercise equipment that are accessible to the public to be installed in parks, and free exercise, cooking and disease management classes offered. If possible, cooking tips and lessons could be broadcasted during television commercials, frequent health fairs at local stores, churches, schools and businesses, and public service announcements (PSAs) on television or social media are proposed outlets to share information about diseases and community resources.

iii. Physical Environment

To combat obesity and related chronic health conditions, access to healthy foods and opportunities for physical activity are essential. Many farmer markets and grocery stores in the KFH-Woodland Hills service area provide fresh fruits and vegetables while parks and recreational facilities offer physical activity programs to suit all ages and budgets. The local hospitals, community-based clinics and county offer various preventive and disease management programs and services to community residents.

However, community members indicate that the current resources are not enough. More farmers markets are called for to improve eating habits, repair of broken sidewalks and installation exercise equipment in parks will improve community walkability. To address alcohol use, one suggestion is to restrict the number of retailers in an area and increased fees for liquor retailers.

iv. Socioeconomic Factors

Community members in the KFH-Woodland Hills service area mentioned lack of job opportunities, poor educational attainment and low household income as stressors affecting their ability to manage their health. Within the service area, many programs provide job training opportunities, continuing education and supplemental income. However, health professionals and leaders interviewed stressed the need for collaboration among different health, mental, social and government sectors to coordinate efforts, share resources and information and reduce barriers to services as related to education attainment particularly teaching people to recognize the connection between education attainment and health outcomes.

VII. KFH WOODLAND HILLS 2013 IMPLEMENTATION STRATEGY EVALUATION OF IMPACT

A. Purpose of 2013 Implementation Strategy evaluation of impact

KFH-Woodland Hills's 2013 Implementation Strategy report was developed to identify activities to address health needs identified in the 2013 CHNA. This section of the CHNA Report describes and assesses the impact of these activities. For more information on KFH-Woodland Hills's Implementation Strategy report, including the health needs identified in the facility's 2013 service area, the health needs the facility chose to address, and the process and criteria used for developing Implementation Strategies, please visit <https://share.kaiserpermanente.org/wp-content/uploads/2013/10/IS-Report-Woodland-Hills.pdf> . For reference, the list below includes the 2013 CHNA health needs that were prioritized to be addressed by KFH-Woodland Hills in the 2013 Implementation strategy report.

1. Access to Care
2. Healthy Eating Active Living
3. Oral Health
4. Social and Emotional Support
5. Broader Health Care System Needs in Our Communities - Research and Workforce

KFH-Woodland Hills is monitoring and evaluating progress to date on their 2013 Implementation Strategies for the purpose of tracking the implementation of those strategies as well as to document the impact of those strategies in addressing selected CHNA health needs. Tracking metrics for each prioritized health need include the number of grants made, the number of dollars spent, the number of people reached/served, collaborations and partnerships, and KFH in-kind resources. In addition, KFH-Woodland Hills tracks outcomes, including behavior and health outcomes, as appropriate and where available.

As of the documentation of this CHNA Report in March 2016, KFH-Woodland Hills had evaluation of impact information on activities from 2014 and 2015. While not reflected in this report, KFH-Woodland Hills will continue to monitor impact for strategies implemented in 2016.

B. 2013 Implementation Strategy Evaluation of Impact Overview

In the 2013 IS process, all KFH planned for and drew on a broad array of resources and strategies to improve the health of communities and vulnerable populations, such as grant making, in-kind resources, collaborations and partnerships, as well as several internal KFH programs including, charitable health coverage programs, future health professional training programs, and research. Based on years 2014 and 2015, an overall summary of these strategies is below, followed by tables highlighting a subset of activities used to address each prioritized health need.

- **KFH Programs:** From 2014-2015, KFH supported several health care and coverage, workforce training, and research programs to increase access to appropriate and effective health care services and address a wide range of specific community health needs, particularly impacting vulnerable populations. These programs included:
 - **Medicaid:** Medicaid is a federal and state health coverage program for families and individuals with low incomes and limited financial resources. KFH provided services for Medicaid beneficiaries, both members and non-members.
 - **Medical Financial Assistance:** The Medical Financial Assistance (MFA) program provides financial assistance for emergency and medically necessary services, medications, and supplies to patients with a demonstrated financial need. Eligibility is based on prescribed levels of income and expenses.
 - **Charitable Health Coverage:** Charitable Health Coverage (CHC) programs provide health care coverage to low-income individuals and families who have no access to public or private health coverage programs.
 - **Workforce Training:** Supporting a well-trained, culturally competent, and diverse health care workforce helps ensure access to high-quality care. This activity is also essential to making progress in the reduction of health care disparities that persist in most of our communities.
 - **Research:** Deploying a wide range of research methods contributes to building general knowledge for improving health and health care services, including clinical research, health care services research, and epidemiological and translational studies on health care that are generalizable and broadly shared. Conducting high-quality health research and disseminating its findings increases awareness of the changing health needs of diverse communities, addresses health disparities, and improves effective health care delivery and health outcomes.

- **Grant-making:** For 70 years, Kaiser Permanente has shown its commitment to improving Total Community Health through a variety of grants for charitable and community-based organizations. Successful grant applicants fit within funding priorities with work that examines social determinants of health and/or addresses the elimination of health disparities and inequities. From 2014-2015, KFH-Woodland Hills made 36 grant payments amounting to a total of \$592,898 in service of 2013 health needs. Additionally, KFH-Woodland Hills has funded significant contributions to a donor advised fund (DAF), managed by the The California Community Foundation, in the interest of funding effective long-term, strategic community benefit initiatives. During 2014-2015, a portion of money managed by this foundation was used to support 42 grant payments totaling \$4,949,638 in service of 2013 health needs. An illustrative list of active grants is provided in each health need section below.

- **In-Kind Resources:** Kaiser Permanente's commitment to Total Community Health means reaching out far beyond our membership to improve the health of our communities. Volunteerism, community service, and providing technical assistance and expertise to community partners are critical components of Kaiser Permanente's approach to improving the health of all of our communities. From 2014-2015, KFH-Woodland Hills donated several in-kind resources in service of 2013 Implementation Strategies and health needs; an illustrative list is provided in each health need section below.

- **Collaborations and Partnerships:** Kaiser Permanente has a long legacy of sharing its most valuable resources: its knowledge and talented professionals. By working together with partners (including nonprofit organizations, government entities, and academic institutions), these collaborations and partnerships can make a difference in promoting thriving communities that produce healthier, happier, more productive people. From 2014-2015, KFH-Woodland Hills engaged in

several partnerships and collaborations in service of 2013 Implementation Strategies and health needs; an illustrative list is provided in each health need section below.

C. 2013 Implementation Strategy Evaluation of Impact by Health Need

KFH-Woodland Hills Priority Health Need: Access to Care

Long-term Goal

- Increase the number of individuals who have access to and receive appropriate health care services in the KFH-Woodland Hills service area.

Intermediate Goals

- Increase health care coverage among vulnerable populations.
- Improve timely access to needed medical care.
- Reduce workforce shortages.
- Increase the capacity of the safety net to serve uninsured and underinsured patients through the provision of KFH-Woodland Hills volunteer providers, in-kind donations, and financial resources

*Access to Care
KFH Administered Program Highlights*

KFH Program Name	KFH Program Descriptions	Results to Date
Medicaid	Medicaid is a federal and state health coverage program for families and individuals with low incomes and limited financial resources. KFH provided services for Medicaid beneficiaries, both members and non-members.	<ul style="list-style-type: none"> • In 2014, \$5,117,835 was spent on the Medicaid program and 9,525 Medi-Cal managed care members were served • In 2015, \$10,410,914 was spent on the Medicaid program and 12,449 Medi-Cal managed care members were served
Medical Financial Assistance	The Medical Financial Assistance (MFA) program provides financial assistance for emergency and medically necessary services, medications, and supplies to patients with a demonstrated financial need. Eligibility is based on prescribed levels of income and expenses.	<ul style="list-style-type: none"> • In 2014, \$5,161,102 was expended for 3,907 MFA recipients • In 2015, \$3,855,542 was expended for 3,868 MFA

		recipients
Charitable Health Coverage	Charitable Health Coverage (CHC) programs provide health care coverage to low-income individuals and families who have no access to public or private health coverage programs.	<ul style="list-style-type: none"> • In 2014, \$938,959 was spent on the CHC program and 2,003 individuals received CHC • In 2015, \$743,948 was spent on the CHC program and 1,843 individuals received CHC

*Access to Care
Grant-Making Highlights*

Grant-Making Snapshot During 2014-2015, there were 8 KFH grant payments, totaling \$160,000, addressing the priority health need in the KFH-Woodland Hills service area. In addition, a portion of the money managed by a donor advised fund (DAF), the California Community Foundation, was used to support 19 grant payments, totaling \$1,987,500; DAF grants are denoted by asterisks (*). Donor advised fund (DAF) grants may cover multiple KFH service areas and address multiple health needs. All grant amounts reflect the amount paid in 2014 or 2015 and may not be reflective of the total grant amount awarded.

Grantee	Grant Amount	Project Description	Results to Date
Albert Schweitzer Fellowship	\$95,000*	The Los Angeles Schweitzer Fellows Program is dedicated to developing a pipeline of emerging professionals with the skills and commitment necessary to address unmet health needs. Fellows' health backgrounds include medicine, dentistry, and public health. They use professional training as well as support from faculty advisors at their schools to design and implement projects that address unmet community health needs. Each Fellow works with a site mentor to develop a plan of action, identify desired outcomes, and will meet frequently with the clients to assure that the services are tailored to their needs. This grant contributes toward the training and development of health professionals to better understand the needs of underserved clients and how to address their needs through various medical and non-medical interventions.	15 fellows and a development consultant is creating a three-year fund development plan to provide continued support for this year-long fellowship. The fund will support 200 hours of service, 100 hours spent face-to-face with underserved clients, and attendance at monthly meetings and retreats.

Grantee	Grant Amount	Project Description	Results to Date
Free Clinic Of Simi Valley	\$200,000*	The Under One Roof Capital Campaign will allow the Free Clinic of Simi Valley to consolidate its four services (medical, legal, counseling and dental) in one location, allowing for shared maintenance and reception.	The Free Clinic of Simi Valley will increase new patient visits by 850 and create a collaborative synergistic environment for the Free Clinic and its 14 nonprofit partners to better serve all the needs of individuals and families.
Community Partners	\$512,500 *	Please see description for the Specialty Care Initiative under Impact of Regional Initiatives.	Please see description for the Specialty Care Initiative under Impact of Regional Initiatives.
Community Clinics Health Network	\$175,000*	Please see description for the ALL HEART program under Impact of Regional Initiatives.	Please see description for the ALL HEART program under Impact of Regional Initiatives.
Hope Of The Valley Rescue Mission	\$20,000	The Hope of the Valley Rescue Mission aims for homeless individuals, who are recovering from an illness or medical emergency to achieve the skills, tools and resources required for them to obtain and maintain a permanent living situation.	To date, the Mission has provided 387 health related referrals, 89 mental health referrals, and 144 permanent housing placements. Forty-two percent (42%) of those served have designated community clinics as their medical home.
Turning Point Foundation	\$20,000	The Turning Point Foundation H2H Peer Health Navigator Project provides a peer health navigator to assist persons who are homeless and mentally ill to receive a physical health assessment, create a healthcare plan and access healthcare services and experience improved health outcomes.	To date, 229 clients have received health navigation services through street outreach and ongoing health care at local medical clinics. In addition, 86 clients have received Tuberculosis clearance, permitting them residency at local Shelters

Grantee	Grant Amount	Project Description	Results to Date
			<p>and Safe Havens. Sixty-nine (69) clients have received medical insurance allowing clients continued affordable access to health care services. Additionally, the project was able to provide 480 general health care appointments, 245 mental health appointments, 106 dental or optometry appointments, and 213 drug and alcohol treatment appointments were attended. This project successfully reduced emergency room visits, from 502 emergency services prior to being assigned a health navigator as compared to 83 after receiving supportive services.</p>
<p>CAREGIVERS Volunteers Assisting the Elderly</p>	<p>\$20,000</p>	<p>CAREGIVERS aims to sustain in-home support and transportation services for more than 550 homebound seniors in Ventura County, focusing on expanding the free services for isolated, frail seniors so they may remain at home for as long as possible.</p>	<p>To date, CAREGIVERS has provided free access to healthcare through the provision of 288 "care packages" for 782 seniors throughout Ventura County. This included 38,528 hours of personal volunteer support for 494 seniors who are enrolled in Caregivers and served by 454 volunteers.</p>
<p>Westminster Free Clinic</p>	<p>\$20,000</p>	<p>WFC partners with volunteer medical professionals, the local business community, and over 80 local high school student interns to provide free access to health screening, preventive services, mental health and chronic disease support for the uninsured population.</p>	<p>To date, WFC has served 1,582 unique patients from the underserved population with needed primary and/or specialty care medical services. In total,</p>

Grantee	Grant Amount	Project Description	Results to Date
			<p>more than 12,629 services were provided. In the last year, 2,429 patients participated in our health education program, a 49% increase in participation from the year before with 649 of the participants being new patients. Last year, 225 individuals with diabetes or at risk for heart disease were tracked through our Corazones Sanos para Mi Familia (Healthy Hearts for my family) program and 52% have shown clinical improvements in their lab values. The Leaders of Change Weight Loss Program resulted in a total 115 participants successfully losing weight, decreasing the need for medications. The clinic provided 358 chiropractic services for back and neck issues, which helped the patients return to work.</p>

*Access to Care
Collaboration/Partnership Highlights*

Organization/Collaborative Name	Collaborative/Partnership Goal	Results to Date
Maternal Child Adolescent Health Collaborative	The aim of this Collaborative is to improve healthcare accessibility, provide quality and coordination of care with cultural appropriateness.	To date the, the Collaborative has promoted the health of mothers and infants by improving access to prenatal care for low-income, at-risk pregnant women and by formulating an action plan based on gap areas that emerged including transitions, special populations, centralized information, healthcare provider practices, parent knowledge

Organization/Collaborative Name	Collaborative/Partnership Goal	Results to Date
		and support.
Ventura County Hospital and Health Department Collaborative	The goal of the Ventura County Children’s Oral Health Collaborative is to eliminate untreated tooth decay.	KFH-Woodland Hills staff helped to encourage participation of low income community residents in the development of a "Building Healthy Smiles Advocacy Tool Kit" in English and Spanish aimed at strengthening the system of oral health education and care in Ventura County.
Free Clinic Vaccine Partnership	The Rotary Club of Thousand Oaks provides vaccines, administered by KFH - Woodland Hill’s staff at the Westminster Free Clinic and Food Share provides donated fruits and vegetables to those who are vaccinated.	To date, 734 vaccines were administered by KFH-Woodland Hill’s staff to children and adults at the Westminster Free Clinic.
Mobility Management Catch-A-Ride Eligibility Determination Committee	This collaborative works to provide resources for community residents who need transportation assistance to their medical providers but cannot afford it.	KFH - Woodland Hills participated in the creation of a Mobility Management Mileage Reimbursement Program, a rider-centered program designed to reimburse mileage to drivers who drive seniors to medical appointments, making it easier for seniors to get around in Ventura County. The program reimburses senior riders at 35 cents a mile up to 100 miles a month based on need. The rider will then turn the reimbursements over to their drivers. The program is open to seniors who are 65 or older, reside in Ventura County, and have an interest in reimbursing someone for driving them.

*Access to Care
In-Kind Resources Highlights*

Recipient	Description of Contribution and Purpose/Goals
California State Board of	KFH - Woodland optometrist Dr. Madhu Chawla was elected President of the California State Board of

Recipient	Description of Contribution and Purpose/Goals
Optometry	Optometry.
Community Clinics in the San Fernando Valley and Ventura County	An improvement project was designed with El Proyecto Del Barrio and All Care One Community Health Center to enhance the medical supply donation process utilizing Video Ethnography. This effort helped the KFH - Woodland Hills Supply Chain Department understand how community clinics prefer to pick up in-kind donations from the Woodland Hills Medical Center and utilize the items to care for their patients.
El Salvador Foundation	Kaiser Permanente Woodland Hill's Nursing staff organized blood pressure screenings and health education materials provided at this Navidad en el Valle (Christmas in the Valley) event.
Leisure Village	Kaiser Permanente Woodland Hill's Physicians and staff conducted health education seminars ranging from topics on topics as Cancer, Diabetes, Managing Medication, Fall Prevention, Parkinson's, Alzheimer's, Stroke, Joint Health and Mobility.
Ventura Education Partnership	Kaiser Permanente Woodland Hill's physicians and medical staff coordinated sports physicals and vaccines for students as part of Summerfest.
Westminster Free Clinic	Kaiser Permanente Woodland Hill's physicians and medical staff created a vision clinic with eye exams, prescriptions and eye glasses.

Impact of Regional Initiatives Addressing Access to Care

In addition to the illustrated grants listed above, Kaiser Permanente designs Regional Health Initiatives that are implemented in one or more KFH service areas to address the priority health needs. These initiatives are multi-year investments that support policy, advocacy and/or system changes in communities, including support for clinic systems to enhance capacity, service provision and or coordination. Kaiser Permanente invests in external evaluation for Regional Health Initiatives, and where possible, the results to date will reflect the most recent evaluation findings.

ALL HEART - In 2006, Kaiser Permanente's Southern California Community Benefit (KPSC CB) began the translation of KP's evidence-based cardiovascular disease (CVD) risk-reduction program across the safety net organizations in Southern California through a program called *ALL* (Aspirin, Lisinopril, and Lipid lowering medications). As a result of receiving the James A. Vohs Award for Quality in 2011, Kaiser Permanente Southern California selected the Community Clinic Health Network (CCHN) to serve as a Project Office to further translate the *ALL* protocol across the Southern California Region. The program was renamed to *ALL HEART* (Heart Smart Diet, Exercise, Alcohol limits, Rx Medicine compliance, and Tobacco cessation) to include lifestyle measures that were

also included in this program. CCHN continues to enroll community health centers across Southern California into the ALL HEART Program. To date, KPSC CB has invested a total of six (6) grants, amounting to \$1,220,000 to support this initiative. This current two year grant began in 2015 and the focus will be on the diabetic and/or hypertension population. The ALL HEART program will also continue its pilot projects around behavioral health integration and clinic to community linkages.

CCHN has exceeded reach targets for ALL HEART, reaching over 35,000 patients served by 14 health centers and 75 clinic sites in Southern California. Based on the results of an evaluation of a cohort of 11 health centers in San Diego County, ALL HEART has built health center capacity to successfully implement and institutionalize the ALL medication protocol and most participating health centers improved blood pressure control among their patients, potentially reducing the risks associated with cardiovascular disease. Furthermore, Health Centers built their capacity to engage in population health management and to align with other national initiatives, such as Patient Centered Medical Home (PCMH) and Meaningful Use. Successful implementation of ALL HEART was driven by several HEAL Center characteristics, including data & IT systems, dedicated staffing, leadership buy-in, quality improvement infrastructure, and adequate time and space.

Kaiser Permanente's Building Clinic Capacity for Quality (BCCQ) initiative aims to improve the quality of health care provided to Southern Californians by enhancing the capacity of community clinics to implement Quality Improvement (QI) strategies that are supported by health information technology (HIT). The overall goals of BCCQ are to increase the capacity of participating community clinics and to advance community clinics' implementation of HIT. In order to accomplish these goals, Kaiser Permanente funded a project office (Community Partners) to develop and implement a three series training program designed to reach clinics that were at different levels of QI experience and capacity. Additionally, the project office piloted the Proactive Office Encounter (POE) program to translate a promising practice from Kaiser Permanente to community clinics. POE is a model of planned care that uses clinical care guidelines, patient data, and team and practice organization to proactively ensure all patient needs are met. Clinics were recruited to participate in BCCQ in Los Angeles, Orange, and San Diego Counties. BCCQ also engaged with the Riverside County Health System by implementing a tailored program. To date, KPSC CB has invested a total of three (3) grants, amounting to \$3,500,000 to support this initiative. (Note that this initiative continued to operate in 2014 and 2015, although no grant amounts were paid for these years).

Over 40 community clinics participated in this program and developed projects focused on improving areas such as cancer and LDL screening, patient wait times, diabetes self-management, no-show rates, scheduling and appointments, care team guidelines and protocols, and medication management (among others). To date, participating clinics have reported satisfactory progress against their stated project goals. Among clinics participating in POE, most are indicating improvements in areas such as clinic and operational outcomes, data, and ability to provide high quality pro-active care, including improved preventive health services.

Kaiser Permanente's Specialty Care Initiative aims to increase access to healthcare services for the underserved through the development and enhancement of specialty care access. In order to achieve this goal, Kaiser Permanente funded technical assistance through Community Partners to implement a coalition approach, where various partners collaborated to develop and implement strategies tailored to their communities in Southern California. These strategies focused on instituting and enhancing

referral processes, building and expanding specialty care networks, increasing primary care physicians' capacity, and utilizing care coordination in the safety net. This multi-year initiative was launched in 2007 and to date a total of over \$4,953,000 were awarded and paid to community based agencies across Southern California to support specialty care access

The Ventura County Safety-Net Specialty Care Access Coalition improved referral systems by developing a new eReferral system for Ventura County (the Referral Center) and developing and implementing guidelines in many specialty areas to make more effective referrals. Further, they used data from the Referral Center to inform the Health Care Agency's recruiting efforts to help expand networks. The coalition was also able to support the implementation of telemedicine by creating the needed infrastructure and training medical assistants and specialists to use it for retinal screenings.

KFH-Woodland Hills Priority Health Need: Healthy Eating Active Living

Long-term Goal

- Reduce obesity among residents in low socioeconomic areas within the KFH-Woodland Hills service area.

Intermediate Goals

- Improved environments and policies resulting from community leaders' advocacy efforts that make it easier for residents to eat healthy and be physically active in the KFH-Woodland Hills service area.
- Increased opportunities for community residents in the KFH-Woodland Hills service area to advocate for healthier communities utilizing Kaiser Permanente-sponsored-tools.
- Increased opportunities for community residents in the KFH-Woodland Hills service area to participate and engage in healthy eating and active living behaviors through Kaiser Permanente-sponsored programs.

*Healthy Eating Active Living
Grant-Making Highlights*

Grant-Making Snapshot During 2014-2015, there were 6 KFH grant payments, totaling \$96,580 addressing the priority health need in the KFH-Woodland Hills service area. In addition, a portion of the money managed by a donor advised fund (DAF), The California Community Foundation, was used to support 18 grant payments, totaling \$1,737,138; DAF grants are denoted by asterisks (*). Donor advised fund (DAF) grants may cover multiple KFH service areas and address multiple health needs. All grant amounts reflect the amount paid in 2014 or 2015 and may not be reflective of the total grant amount awarded.

Grantee	Grant Amount	Project Description	Results to Date
County of Ventura Public Health	\$150,000*	This HEAL Zone site focuses on school and community strategies, such as: a) increasing the use of healthier options for fundraising, rewards, and celebrations in schools, b) implementing a Safe Routes to School (SRTS)	To date, the following key accomplishments were documented: a) clinic partners are using HEAL Rx to actively refer patients and have shared that patients are taking advantage of the physical activity opportunities in recommended

Grantee	Grant Amount	Project Description	Results to Date
		<p>program, c) implementing the CalFresh Outreach program, increasing access to healthy foods in retail stores and restaurants, d) implementing a HEAL Rx program and BMI screening in clinic and other community settings, e) improving safe access to and linkage between parks and recreational spaces, f) and supporting the purchase of Kellogg Park to improve access to physical activity.</p>	<p>in the community, b) Kellogg park has been purchased and a crosswalk has been installed near park for safe access, and c) implementing a healthy kid menu program with local restaurants. These efforts have the potential to reach approximately 10,000 students, parents, and residents.</p>
<p>Los Angeles County Bicycle Coalition</p>	<p>\$50,000*</p>	<p>The Active Transportation Planning, Project Development & Implementation in Low-Income Communities project seeks community input in countywide and cities' planning processes and funding allocations in Los Angeles County.</p>	<p>The Los Angeles County Bicycle Coalition (LACBC) has built public support for implementation of walking, biking and safe routes to school projects through outreach and engagement activities. LACBC has submitted an application for a Caltrans Sustainable Communities Planning Grant that would fund bicycle and pedestrian plans for five southeast Los Angeles County cities. LACBC has worked to get a motion passed at Metro board directing staff to create a cost estimate for making all of Los Angeles County walkable and bikeable. The report was estimates between \$11 billion to \$30 billion over 20 years to build first/last mile improvements at every major transit stop, connect regional bike paths, repair sidewalks, and build safe routes to school.</p>
<p>California Food Policy Advocates (20640981)</p>	<p>\$212,500*</p>	<p>The Improving Nutrition Program Participation and Quality in Southern California project works to ensure that eligible people in need of nutritional support programs have access to CalFresh and Child Nutrition Programs such as</p>	<p>To date, the California Food Policy Advocates has increased school breakfast participation, increased the number of public school students in Medi-Cal households who are enrolled in free school meal programs, and increased CalFresh</p>

Grantee	Grant Amount	Project Description	Results to Date
		federally subsidized school breakfast and lunch programs and child care nutrition.	enrollment. The grant has built awareness, evidence, and support for child care nutrition policies.
City of Ventura Parks, Recreations & Community Partnerships Department	\$31,349*	This Operation Splash program provides swim lessons, water safety education, swim passes, and junior lifeguard training for low-income youth.	The City of Ventura has partnered in the Operation Splash program since 2009. In 2014 and 2015, it provided approximately 300 swim lessons on an annual basis. In 2015, it also provided 10 junior guard trainings.
Conejo Valley Unified School District	Total Amount: \$11,599*	This Thriving School project aims to provide a healthy beverage drink campaign and access to water at multiple points in school settings to support a healthy environment, increase water consumption and maintain hydration.	To date, the school district has installed hydration stations at three schools and reach over 900 students through the Rethink Your Drink Education Campaign to promote water consumption and to reduce sugar sweetened beverage consumption. This project is being implemented in two (2) Elementary Schools, 1 High School and potentially reaches 933 students.
Central Coast Alliance United for a Sustainable Economy (CAUSE)	\$20,000	CAUSE is helping improve health outcomes by empowering residents to advocate in their community for environmental change by creating a leadership pipeline which will formalize the development of 60 new and unlikely leaders who will seek the development of a community pool to reduce childhood obesity.	All of the program participants have taken part of community related efforts to improve their community's physical environment. To date, 200 signature petitions were signed and addressed to Ventura Unified Superintendent Michael Babb, organizing a forum on the Westside Pool, and to engage 47 attendees and the former Superintendent for inclusion on the Westside Pool Coalition's project "Dive in". One quarter (25%) of the resident leaders are still active in a community: 2 as chairwomen of the Housing Authority resident committee, 2 serve as

Grantee	Grant Amount	Project Description	Results to Date
The Foundation for Educational & Employment Resources Development Inc.	\$8,290	The goal of the Foundation is to create a healthier community, by providing swim lessons to non-swimming youth/ parents, healthy options/nutrition, and awareness about the direct correlation between personal health options (healthy nutrition options, exercise; swim, bike, dance, skateboard) and how to protect the local ecology.	Westside Community Council Board members and 1 serves as CAUSE liaison with the community partnership groups. Since 2014, 256 community members, predominantly farm workers and factory working parents and children, have received services through outreach events and have maintained follow-up care at Neighborhood Healthy Living Events at Café on A. In addition, 170 individuals have been given referrals for ACCESS Water Swim, Exercise and Healthy Eating Activities. To date, 90% of those that participated confirmed that they are more aware of their bodies, and the positive effect that exercise, nutrition, and confidence around the water has provided them. Four youth were identified to complete junior lifeguard training. 38 youth and family members participated in presentations before decision-making bodies, and key officials including members of the city council, police chief, fire chief and board of supervisors to advocate for greater pool access for low-income communities.
SOSMentor	\$20,000	SOSMentors Take Action Program empowers youth to make healthier lifestyle choices through nutrition and exercise education as well as environmental and policy changes that improve their schools.	To date, SOSMentor provided 136 hours of nutrition education and physical activity. The nutrition portion of the program served 185 students and the physical activity skill-building program served 333 students. Additionally, through the Take Action Program, students at eight middle schools created two gardens, hosted a healthy food tasting fair, and launched two poster campaign contests. Students at four

Grantee	Grant Amount	Project Description	Results to Date
			of the schools have partnered with the cafeteria staff to provide temporary cold-water stations during lunch. At three of the schools, students have been fundraising to purchase and install permanent hydration stations with water bottle fill-up capacities on their campuses.
Young Mens Christian Association of Metropolitan Los Angeles	\$20,000	The North Valley Family YMCA aims to create four parent advocacy councils throughout our service area to help identify needs to improve the health of the school students, staff and administration and help to create policies within the schools to improve the physical and nutritional health of all concerned.	To date, established four Parent Advisory Councils and trained 86 child care staff across 16 school sites on how to implement healthy practices. Results included over 5,000 students, faculty and families across 15 school sites measuring their activity with pedometers and 130 families who accumulated the most steps celebrating at Healthy Family Night.

*Healthy Eating Active Living
Collaboration/Partnership Highlights*

Organization/Collaborative Name	Collaborative/Partnership Goal	Results to Date
LA Counties Community Health Improvement Plan	The Community Health Improvement Plan aims to create healthy communities by setting up collaboration among diverse partners, both inside and outside of the health sector.	The Community Health Improvement Plan is a strategic plan for the Department of Public Health and community partners to collaboratively improve the health of community members in Los Angeles County over the next five years. The Community Health Improvement Plan serves as a roadmap for improved health in Los Angeles County.
Partnership For a Healthy Ventura County	The Partnership aims to promote community activities, policies and environmental changes that foster healthy eating and regular physical activity to counter obesity and its related chronic diseases.	The Partnership has presented five Health Champion Awards at the Ventura County Board of Supervisors meeting, which highlighted model programs or organizations that reflect the goal of the collaborative.

Organization/Collaborative Name	Collaborative/Partnership Goal	Results to Date
Kellogg Park Working Group	The aim of this collaborative is to advocate for the approval, design and implementation of a new park in the community.	The collaborative provided a space for families to advocate for the successful acquisition of land for a park as well as design it with plans including an amphitheater, community garden, adventure playground and walking path. Efforts are now focused on fundraising for the playground and a groundbreaking ceremony. KFH - Woodland Hill's staff worked with low income community residents, the city of Ventura, schools and non-profit organizations on the West Side of Ventura County to design and develop a new park.

*Healthy Eating Active Living
In-Kind Resources Highlights*

Recipient	Description of Contribution and Purpose/Goals
Free Clinic of Simi Valley	KFH - Woodland Hills Community Medicine Fellow helped to start a walking group for the health of staff and patients at The Free Clinic of Simi Valley.
North Valley Family YMCA	KFH - Woodland Hills staff coordinated the community clean up to help create an environment that makes it easier to be physically active.
North Valley Family YMCA	KFH - Woodland Hills staff taught children from the San Fernando Valley about the importance of being active and eating healthy.
Western Ventura Residents in the HEAL Zone	Convening a training that explores best practices for working with interpreters and translators to plan inclusive and effective multilingual events.

Impact of Regional Initiatives Addressing Healthy Eating Active Living

In addition to the illustrated grants listed above, Kaiser Permanente designs Regional Health Initiatives that are implemented in one or more KFH service areas to address the priority health needs. These initiatives are multi-year investments that support policy, advocacy and/or system changes in communities, including support for clinic systems to enhance capacity, service provision and or coordination. Kaiser Permanente invests in external evaluation for Regional Health Initiatives, and where possible, the results to date will reflect the most recent evaluation findings.

Kaiser Permanente’s Thriving Schools initiative expands Kaiser Permanente’s commitment to the total health of members and the communities it serves through work with local schools and school districts. It is an effort to improve healthy eating, physical activity and school climate in K-12 schools in Kaiser Permanente’s service areas, primarily through a focus on policy, systems and environmental changes that support healthy choices and a positive school climate. For the specific project implemented in KFH-Woodland Hills and the results to date, please see the Thriving Schools listing above under Conejo Valley Unified School District.

Kaiser Permanente’s HEAL (Healthy Eating, Active Living) Zone initiative is a place-based approach that aims to lower the prevalence of obesity and overweight by increasing access to fresh fruit, vegetables and healthy beverages, as well as increasing safe places to be play and be physically active. HEAL Zones work through a collaboration of local organizations and agencies to implement policies, programs and environmental system changes to impact healthy eating and active living behavior. To date, Kaiser Permanente has awarded over \$7,000,000 to community based organizations across Southern California to support this initiative. For the specific project implemented in KFH-Woodland Hills and the results to date, please see the listing above for Ventura HEAL Zone coordinated by the County of Ventura Public Health.

Operation Splash programs reach out to undeserved youth and provide them with opportunities to receive aquatic skill acquisition and water safety instruction through City Parks and Recreation swimming pools. The swim lessons enable greater access to physical activity for youth. Almost all centers provide opportunities for learning about healthy beverage education through Healthy Beverage campaigns that educate about the nutritional content of soda and other sugary drinks, and encourage youth to choose healthier beverages such as water. Kaiser Permanente has supported Operation Splash for its Southern California KFH since 2008. See above for specific program in the KFH service area.

KFH-Woodland Hills Priority Health Need: Oral Health

Long-term Goal
 - Improve oral health among residents in low socioeconomic areas.

Intermediate Goal
 - Improved access to oral health education and dental services.

*Oral Health
 Grant-Making Highlights*

Grant-Making Snapshot During 2014-2015, there were 8 KFH grant payments, totaling \$126,580, addressing the priority health need in the KFH-Woodland Hills service area. All grant amounts reflect the amount paid in 2014 or 2015 and may not be reflective of the total grant amount awarded.

Grantee	Grant Amount	Project Description	Results to Date
---------	--------------	---------------------	-----------------

Grantee	Grant Amount	Project Description	Results to Date
Ventura County Medical Resource Foundation	\$20,000	The Ventura County Medical Resource Foundation Children's Resource Program coordinates culturally and linguistically responsive access to donated dental treatment and vision care for underserved infants' through 18 year-old who are in low-income households.	Since 2014, the Children's Resource Program, provided 325 low-income children with over 500 dental services and treatments; resulting in decreased wait times for children in pain. There has been a 15% increase in the number of low-income children who have been referred and treated by the CRP. In addition to providing access to dental care services, children have benefited by removing a major barrier to their ability to learn and develop appropriately.
United Way of Ventura County	\$20,000	United Ways' Building Healthy Smiles Care Coordination program is implementing a system for providing access to oral health care services for children needing dental care.	Since 2014, the Building Healthy Smiles Care Coordination implemented a pilot program in Port Hueneme and has since then expanded to all of western Ventura County. This program focuses on recruiting dental providers, setting up referral systems, identifying children in need of dental care, and providing supportive case management. Currently, twenty dentists and 2 oral surgeons are included in the provider network and will provide pro bono and/or reduced fee services for children. In addition 61 children have been referred to Building Healthy Smiles for oral health services.
Valley Village	\$15,000	Valley Village works closely with dentists and our nurses to ensure that people with developmental disabilities are cared for to avoid tooth loss, disease and loss of confidence.	To date, Valley Village provided restorative care to 17 clients with developmental disabilities including one flexible bridge and two crowns, resulting in increased confidence, greater participation in self-care and lower risk for disease.
United Cancer Advocacy Action Network (UCAAN)	\$8,290	UCAAN CARE (Caries and Restorative Education) aims to prevent and manage dental caries due to the treatment of radiation and chemotherapy through education and collaboration with local non-profit dental	Since 2014, 275 cancer patients have received information and education through outreach events about the preventative steps to take to prevent dental deterioration prior to receiving cancer treatments. Additionally, information and engagement packets

Grantee	Grant Amount	Project Description	Results to Date
		programs.	were distributed to 57 doctors and 62 social workers in the Ventura County and San Fernando Valley Areas to recruit as partners. UCAAN has also advocated for a cancer treatment protocol to be include in preventative dental information before the Dental Association and National Institute of Health.

*Oral Health
Collaboration/Partnership Highlights*

Organization/Collaborative Name	Collaborative/Partnership Goal	Results to Date
Ventura County Children s Oral Health Collaborative	The goal of the Ventura County Children’s Oral Health Collaborative is to eliminate untreated tooth decay.	KFH-Woodland Hills’ staff helped to encourage participation of low income community residents in the development of a "Building Healthy Smiles Advocacy Tool Kit" in English and Spanish aimed at strengthening the system of oral health education and care in Ventura County.

KFH-Woodland Hills Priority Health Need: Social and Emotional Support

<p>Long-term Goals</p> <ul style="list-style-type: none"> - Increase social and emotional support among residents in low socioeconomic areas in the KFH-Woodland Hills. <p>Intermediate Goals</p> <ul style="list-style-type: none"> - Build and contribute to existing social and emotional support infrastructure.
<i>Social and Emotional Support Grant-Making Highlights</i>
<p>Grant-Making Snapshot During 2014-2015, there were 14 KFH grant payments, totaling \$209,739, addressing the priority health need in the KFH-Woodland Hills service area. In addition, a portion of the money managed by a donor advised fund (DAF), The California Community Foundation, was used to pay 1 grant, totaling \$25,000; DAF grants are denoted by asterisks (*). Donor advised fund (DAF) grants may cover multiple KFH service areas and address multiple health needs. All grant amounts reflect the amount paid in 2014 or 2015 and may not be reflective of the total grant amount awarded.</p>

Grantee	Grant Amount	Project Description	Results to Date
One Step a la Vez	\$8,290	One Step a la Vez aims to provide linkages between the Juvenile Justice System, Fillmore Unified School District and local support services in order to better serve recently released incarcerated and probationary youth.	Since 2014 One Step a la Vez has worked with the Fillmore Unified School District to provide 10 interventions prior to suspension/expulsion as well support programs for 27 failing students. Twenty (20) youth have received services during and following incarceration which include school scheduling, drug/alcohol/personal/job counseling, community service hour assignments, peer to peer support, as well as basic needs such as housing and food. An additional 90 at-risk youth (including youth living below the poverty line, undocumented youth and gang involved youth) attend the center and also benefit from these services.
Women Crowned In Glory, Inc.	\$8,290	Women Crowned in Glory offers the 'Stepping Stones to a New Life' program, an intense 6 month program for women who are victims of domestic violence.	To date, the program served a total of 30 abused women, 23 (75%) of whom did not have stable jobs or safe living situations. At the conclusion of the program, 27 (90%) had stable jobs, 100% had emotionally healthy families and safe places to live. Outcomes included increase in knowledge of abuse and all 30 women became community advocates that spoke against domestic violence at events and volunteered at Safe Passage.
The Village Family Services	\$15,000	The Village Family Services provides supportive services to homeless and at-risk youth through the Transition Age Youth (TAY) Drop-In Center (and soon to open Emergency Shelter), such as mental health counseling, peer support, life-skills, and primary care at VCC's teen clinic.	Since 2014, The Transitional Age Youth Drop-In Center reached 967 new clients with 728 returning clients for a total of 472 clients and 2,016 visits. Three-hundred and forty six (346) youth received case management and 160 youth received counseling. Additionally, there have been 742 therapy sessions. Twenty-five youth have shared their life experiences and participated as mentors to others. In addition, the Youth Leadership Board has provided mentoring to 12 clients each month, for a total of 144 clients served during the annual year.
Grandparents	\$20,000	GAP provides social and emotional	To date, GAPs' Strengthening Families and Community

Grantee	Grant Amount	Project Description	Results to Date
As Parents Inc.		support for kinship families via support groups and mental health services.	Initiative has provided crisis intervention and counseling, individual and family therapy, and home visits for 300 kinship family members. It has also provided support groups, educational classes, nutrition and health information, and safety-net referrals for 150 kinship caregivers.
El Centrito Family Learning Centers	\$10,000	The Padres Promotores engage Latino and immigrant parents through peer-to-peer support and trainings, giving them knowledge and confidence to guide their children to higher education.	To date has trained 877 low-income immigrant and English learning parents on the pathways to higher education, strengthening their understanding of requirements for college admission, financial aid options, and the importance of being involved in their child's educational journey. Ninety-seven percent (97%) of parents recently reported that they had gained new knowledge that supported their ability to put new strategies for engaging with their child's education into practice.
Center for Living and Learning	\$7,000	The Center for Living and Learning provides support groups for those transitioning from drug treatment and incarceration into the workforce.	Since 2014, Center for Living and Learning provided 51 peer mentor-led support groups at four partnering agencies, leading to increased employment preparation and increased mental outlooks regarding barriers to employment. To date a total of 183 individuals were served with 111 (61%) accessing more intensive career counseling services.

*Social and Emotional Support
Collaboration/Partnership Highlights*

Organization/Collaborative Name	Collaborative/Partnership Goal	Results to Date
The Providers Collaborative of the San Fernando Valley	The Collaborative aims to provide training and networking opportunities for service providers in the San Fernando Valley.	The Collaborative held a training on harm reduction for homeless service providers in the San Fernando Valley. It also engaged in street outreach to clinics as well as sober living sites and housing programs. The training focused on encouraging provides to provide easily accessible

Organization/Collaborative Name	Collaborative/Partnership Goal	Results to Date
		services with a nonjudgmental approach.
Public/Private Hospital Mental Health Workgroup	Identified the top five most relevant mental health issues to focus on together including crisis intervention, substance abuse, housing, medical delivery and insurance subsidy.	The workgroup has reassessed the process and protocol for 5150 involuntary holds of patients in hospital emergency departments and updating the status of crisis stabilization units.
VC-PACT	VC-PACT aims to improve the quality and consistency of physical and mental health care for Children with special health care needs in Ventura County through collaboration, coordination, and a focus on strengthening families.	Developed an Acuity Screening Tool for Children with Special Health Care Needs to improve care coordination utilizing Kaiser Permanente's Vincent J. Felitti MD's Adverse Childhood Experiences Study.
Southern California Grantmakers Public Policy Advisory Committee	The Advisory Committee aims to foster engagement and collaborations with non-profits and policymakers to build strong communities.	The Advisory Committee worked to influence emerging public policy issues through briefings on proposed Child Care Vouchers for Foster Families as well as with the State Controller.
Progressing the Advancement of Transitional Age Youth	This partnership focuses on the coordination of foster youth services in Ventura County.	Collaborative members collectively worked to improve the quality and consistency of wrap around services to meet the needs of foster youth as they transition to independent living.
Community Aging & Research Program Community Partners Meeting	The aim of this partnership is to develop a Healthy Aging Initiative for Ventura County.	The collaborative is developing community based physical activity programs for older adults.
Camarillo Council on Aging	The Council provides a mechanism for the senior community to make recommendations regarding matters	Developed a Senior Resource Guide to provide information regarding agencies, organizations and businesses providing senior services which links directly

Organization/Collaborative Name	Collaborative/Partnership Goal	Results to Date
	of concern to the City Council, the Ventura County Area Agency on Aging, and other organizations.	to provider websites.
LA County Coalition Client	Participation in an association of current or former Mental Health Clients/Consumers/Survivors who carry the message of Hope, Recovery, Wellness and Self-Determination to its Peers and Communities, including the Mental Health Community.	The Coalition held an Innovations in Recovery Integrating Physical and Mental Health Conference featuring a study that reported that people with a lived experience of mental health are more effective than staff at peer health navigation and are the most authentic voice in the mental health system.
Action Ventura County	A collaborative of faith organizations brought together to address pressing community needs.	KFH-Woodland Hills' staff coordinated a toy drive collection to benefit families of veterans and those with disabilities during the holiday season.

*Social and Emotional Support
In-Kind Resources Highlights*

Recipient	Description of Contribution and Purpose/Goals
Fleet Street Bikes	Fleet street volunteers take donated, used bikes and teaches the boys at Pacific Lodge to repair the bikes. Fleet Street then donates the repaired bikes to veterans organizations, foster care, homeless shelters, the Make a Wish Foundation, college students and the under privileged in need.
Casa Pacifica Centers for Children and Families	Coordinated a Pack-a-Backpack Drive assuring that abused, neglected, and at risk children start off the school year with all the supplies they needed including pencils, pens, crayons, glue sticks, markers, rulers, spiral notebooks, white glue, backpacks, etc. Support for the Pack-a-Backpack appeal helps Casa Pacifica Centers for Children and Families bring a sense of normalcy to our children's lives, making sure that they have all the needed items to start the school year, the same as the other children at school – children whose lives haven't placed them out of their homes and away from their families.
Partnership for Safe Family and Communities of	The Partnership for Safe Family and Communities of Ventura County provides training's, workshops and resources towards the prevention of child abuse, violence and sexual assault through youth and

Recipient	Description of Contribution and Purpose/Goals
Ventura County	parent leadership.
Los Angeles Police Department	KFH – Woodland Hills has develop pathways to relationship-based community policing by sharing Kaiser Permanente’s staff training to encourage best practices in caring for transgender patients.
LA Family Housing	KFH - Woodland Hills staff have coordinated monthly visits to LA Family Housing, the largest provider of affordable housing in the San Fernando Valley and a best practices provider of basic needs and homeless services throughout Greater Los Angeles.
The Lighthouse For Women and Children	Kaiser Permanente Woodland Hills staff coordinated monthly visits to the Lighthouse for Women and Children in Oxnard
Westminster Free Clinic	Kaiser Permanente Woodland Hill’s Pediatric Department coordinated a backpack and school supply drive distributing the donations with more than 50 other Kaiser Permanente Departments.
Habitat For Humanity San Fernando Valley	Kaiser Permanente Woodland Hill’s staff serve on the Board of Directors of this organization and participated in the Women’s Empowerment Build to help construct housing for veterans.
Genesis House	Kaiser Permanente Woodland Hill’s Women Embracing Life and Leadership (KPWELL) Business Resource Group coordinated a formal wear drive
National Alliance on Mental Illness (NAMI)	Kaiser Permanente Woodland Hills served as a Spanish “Train the Trainer” site for NAMI’s Familia a Familia (Family to Family) program

PRIORITY HEALTH NEED: BROADER HEALTH CARE SYSTEM NEEDS IN OUR COMMUNITIES – WORKFORCE

KFH Workforce Development Highlights
<p>Long Term Goal:</p> <ul style="list-style-type: none"> To address health care workforce shortages and cultural and linguistic disparities in the health care workforce
<p>Intermediate Goal:</p> <ul style="list-style-type: none"> Increase the number of skilled, culturally competent, diverse professionals working in and entering the health care workforce to provide access to quality, culturally relevant care
<p>Summary of Impact: During 2014-2015, a portion of money managed by a donor advised fund at California Community Foundation</p>

was used to pay two grants, totaling \$150,000, that address this need. An illustrative sample of grants is provided below; DAF grants are denoted by asterisks (*). **All grant amounts reflect the amount paid in 2014 or 2015 and may not be reflective of the total grant amount awarded.** KFH-Woodland Hills also provided trainings and education for 56 residents in its Graduate Medical Education program, four nurse practitioner or other nursing beneficiaries, and 32 other health (non-MD) beneficiaries as well as internships for 35 high school and college students (Summer Youth, INROADS, etc.).

Grant Highlights			
Grantee	Grant Amount	Project Description	Results to Date
California Institute for Nursing and Health Care (CINHC)	\$100,000*	To provide expert technical assistance to registered nursing programs at California state universities (CSUs) and their identified California community college (CCC) partners in Southern California. It will also help schools implement an associate degree to a bachelor of science in nursing pathway, facilitating fast tracking and efficient implementation of the California Collaborative Model of Nursing Education (CCMNE).	CINHC will facilitate engagement and partnership to develop, implement, and sustain the CCMNE across all 10 CSU's and respective CCC's. CINHC will engage interested private universities and colleges within the region, including deans, directors, and faculty. Lastly, CINHC will conduct a curriculum review, mapping process, and development of integrated pathways based on prior success strategies that are consistent with evidence based models.
Campaign for College Opportunity (CCO)	\$50,000*	This grant supports an in-depth research report to analyze trends in California science, technology, engineering, and math (STEM)/health workforce needs. The STEM/Health Workforce Report will focus on factors affecting demand and supply; public higher education funding policies; and programs to help meet workforce demands. This grant supports an in-depth research report to analyze trends in California science, technology, engineering, and math (STEM)/health workforce needs. The STEM/Health Workforce Report will focus on factors affecting demand and supply; public higher education funding policies; and	The Campaign for College Opportunity will develop and disseminate the STEM/Health Workforce Report to increase awareness among the public and policymakers of the growing need for STEM health workers in California and the role California community colleges play in filling the demand. CCO has completed the report and the general release will occur in June 2016. The report's release will be accompanied by a media and communications strategy including a webinar, briefings with key stakeholders (in education, business, community and civic organizations) along with policymakers in Sacramento.

	programs to help meet workforce demands.
In-Kind Resources Highlights	
Recipient	Description of Contribution and Purpose/Goals
Individuals and organizations in the health care and medical workforce.	Kaiser Permanente Southern California Region's Department of Professional Education offered Advanced Practice and Allied Health Care Educational Programs for allied health care providers throughout Southern California. In 2015, across Kaiser Permanente Southern California Region, 644 community-based nurses, nurse practitioners, physician assistants, imaging professionals, clinical laboratory scientists, community audiologists and speech pathologists, and other health care professionals participated in symposia at no cost.
Westlake High School	KFH-Woodland Hills staff encourage high school students to attend major universities in the fall and eventually consider medical school.
Van Nuys Middle School	KFH-Woodland Hills staff organized a Woodland Hills Medical Center Tour for students interested in health care to expose them to this field of interest in action and inspire them to become a future part of the workforce.
California State University, Northridge	KFH-Woodland Hills Radiology/Diagnostic Imaging Department provided internship and job shadowing opportunities.
Ventura County High Schools	Dr. Beverly Torres, Physician in Charge of the Oxnard Medical Office Building created a Summer Youth Program.
Westminster Free Clinic	KFH-Woodland Hills staff coordinated a Woodland Hills Medical Center Tour for Middle and High School Students interested in health care to expose them to this field of interest in action and inspire them to become a future part of the workforce.

Collaboration/Partnership Highlights

Organization/Collaborative Name	Collaborative/Partnership Goal	Results to Date
Meet Each Need With Dignity Poverty Conference Planning Committee.	The aim of this Committee is to coordinate a convening of nonprofit agency executives, poverty experts, media experts and funders to spread knowledge about curricula, training and health career ladder/pipeline programs.	KFH – Woodland Hills staff facilitated a Restorative Justice panel on Income Inequality and organized community residents in partnership with The Center For Living and Learning who shared their experience returning to the workforce after being incarcerated.

PRIORITY HEALTH NEED VI: BROADER HEALTH CARE SYSTEM NEEDS IN OUR COMMUNITIES – RESEARCH

KFH Research Highlights

Long Term Goal:

- To increase awareness of the changing health needs of diverse communities

Intermediate Goal:

- Increase access to, and the availability of, relevant public health and clinical care data and research

Summary of Impact: Kaiser Permanente conducts, publishes, and disseminates research to improve the health and medical care of members and the communities served. The Southern California Region Department of Research and Evaluation (DRE) conducted a total of 988 studies in 2014 and 1,404 studies in 2015 across all regional hospitals, totaling \$16,385,832. Research focuses on clinical trials, building scientific expertise in health services and policy, and implementation science to bridge the gap between research and practice. In addition, a portion of money managed by a donor advised fund (DAF) at California Community Foundation was used to pay two grants, totaling \$1,050,000 that address this need. **All grant amounts reflect the amount paid in 2014 or 2015 and may not be reflective of the total grant amount awarded.**

**Grant Highlights
Research**

Grantee	Grant Amount	Project Description	Results to Date
UCLA Center for Health Policy Research	\$500,000*	The California Health Interview Survey (CHIS) investigates key public health and health care policy issues, including health insurance coverage and access to health services, chronic health conditions and their prevention and management, the health of children, working age adults, and the elderly, health care reform, and cost effectiveness of health services delivery models.	At the end of the grant period, UCLA Center for Health Policy Research interviewed approximately 41,500 households and completed 78,127 screenings along with 40,125 adult, 2,255 adolescent and 5,514 child interviews. In addition, 12 AskCHIS online trainings were completed.

**In-Kind Resources Highlights
Research**

Recipient	Description of Contribution and Purpose/Goals
Individuals and organizations in the health care and medical community.	Kaiser Permanente Southern California Region’s Department of Research and Evaluation works closely with national and regional research institutions and universities to provide high-quality health research. In the KFH-Woodland Hills service area, 15 research projects were active in 2014 and 14 research projects were active as of year-end 2015.
Individuals and organizations in the health care and	Kaiser Permanente Southern California Region’s Nursing Research Program provides administrative and technical support for nurses to conduct, publish and disseminate research studies and evidence based practice projects. In the KFH-Woodland Hills service area, six research projects were active as of year-end

medical community. 2014 and five research projects were active as of year-end 2015.

*Collaboration/Partnership Highlights
Research*

Organization/Collaborative Name	Collaborative/Partnership Goal	Results to Date
Community Engagement in Research Collaborative	The Community Engagement in Research Program facilitates research collaborations between academics, clinicians, public health officials, patient groups and community-based organizations to improve health and health care in Los Angeles.	To date, the collaborative has promoted and sustained two-way knowledge-sharing between the community and academia while driving innovation in community engagement to accelerate the volume and impact of partnered research in diverse communities.
Greater Los Angeles Homeless Count Coordinating Committee	Kaiser Permanente Woodland Hills Medical Center served as a site for the homeless count to highlight the need for more resources to treat our most vulnerable neighbors living on the street.	To date, the Coordinating Committee have trained 135 Kaiser Permanente staff and community members and recruited 8 additional Homeless Count Deployment sites including Chatsworth, Northridge, North Hills, Mission Hills, as well as Kaiser Permanente Medical Centers in Panorama City, Los Angeles, Baldwin Park, and South Bay. KFH - Woodland Hills Medical Center served as a site for the homeless count to highlight the need for more resources to treat our most vulnerable neighbors living on the street.

Appendix A: Secondary Data Sources and Dates

- Alisha, C. J., Matthew R., & Christian G. (September, 2015). *United States Department of Agriculture Economic Research Service: Household Food Security in the United States in 2014*. Economic Research Report No. (ERR-194). Retrieved May 20, 2016 from <http://www.ers.usda.gov/publications/err...economic-research-report/err194.aspx>. Household food security status
- American Cancer Society (2016). *American Cancer Society Prevention, Early Detection, and Survivorship Guidelines*. Retrieved from <http://www.cancer.org/healthy/informationforhealthcareprofessionals/acsguidelines/> (April 20, 2016). Guidelines for the prevention and early detection of cancer with screenings
- American Cancer Society (2016). *What Causes Non-Small Cell Cancer?* Retrieve May 23, 2016 from <http://www.cancer.org/cancer/lungcancer-non-smallcell/detailedguide/non-small-cell-lung-cancer-what-causes>. Relationship between tobacco smoking and lung cancer
- American Diabetes Association (2014). *Blood Glucose Testing: A1C and eAG*. Retrieved from <http://www.diabetes.org/living-with-diabetes/treatment-and-care/blood-glucose-control/a1c/> (April 20, 2016). Introduces the importance of HbA1C screening for diabetes and provides recommendations
- American Heart Association (2015). *Cardiovascular Disease and Diabetes*. Retrieved May, 20 2016, from http://www.heart.org/HEARTORG/Conditions/Diabetes/WhyDiabetesMatters/Cardiovascular-Disease-Diabetes_UCM_313865_Article.jsp/#.V0OH1jUrKUI. Heart disease statistics, risk factors and complications
- California Department of Education (2013). *Geography*, School District retrieved from <http://www.cde.ca.gov/> (August 4, 2015). Rate of education in terms of graduation
- California Department of Public Health (2015). *Death Profiles by Zip Code, 2012*. Retrieved May, 20 2016, from <https://www.cdph.ca.gov/data/statistics/Pages/DeathProfilesbyZIPCode.aspx>. Data on causes of death per zip code
- Centers for Disease Control and Prevention (2013). *Adult Oral Fact Sheet: Statistical Facts on Adult Oral Health and Recommendation for Maintenance of Good Oral Health*. Retrieved May 21, 2016, from http://www.cdc.gov/oralhealth/publications/factsheets/adult_oral_health/adults.html. Oral health facts and recommendation for adults.

Centers for Disease Control and Prevention. *Behavioral Risk Factor Surveillance System* (2006-2010). Retrieved from <http://www.cdc.gov/brfss/> (August 4, 2015), Rate of unmanaged High Blood Pressure.

Centers for Disease Control and Prevention. *Behavioral Risk Factor Surveillance System* (2006-2012). Retrieved from <http://www.cdc.gov/brfss/> (August 4, 2015), Rate of Healthy Drivers.

Centers for Disease Control and Prevention. *Behavioral Risk Factor Surveillance System* (2010). National Center for HIV/AIDS, Viral Hepatitis, STD and TB Prevention. Retrieved from <http://www.cdc.gov/brfss/> (August 4, 2015), Rate of Chlamydia infection.

Centers for Disease Control and Prevention. *Behavioral Risk Factor Surveillance System* (2010-2012). Retrieved from <http://www.cdc.gov/brfss/> (August 4, 2015), Percent of Overweight Adults.

Centers for Disease Control and Prevention. *Behavioral Risk Factor Surveillance System* (2010). Retrieved from <http://www.cdc.gov/brfss/> (August 4, 2015), Percentage rate of youth that are Obese.

Centers for Disease Control and Prevention. *Behavioral Risk Factor Surveillance System* (2012). National Center for HIV/AIDS, Viral Hepatitis, STD and TB Prevention. Retrieved from <http://www.cdc.gov/brfss/> (August 4, 2015). Data indicate the population affected with HIV/AIDS infection.

Centers for Disease Control and Prevention. *Behavioral Risk Factor Surveillance System* (2012). National Center for HIV/AIDS, Viral Hepatitis, STD and TB Prevention. Retrieved from <http://www.cdc.gov/brfss/> (August 4, 2015). This is a report on Health Disparities.

Centers for Disease Control and Prevention. *Behavioral Risk Factor Surveillance System* (2012). Retrieved from <http://www.cdc.gov/brfss/> (August 4, 2015). Data screening on unsafe sex from ages 13-64, Physical Inactivity and Alcohol Expenditures

Center for Disease Control and Prevention (2015). *Childhood Obesity Facts*. Retrieved May 24, 2016 from <http://www.cdc.gov/healthyschools/obesity/facts.htm>. Facts about childhood obesity and association with adult obesity

Centers for Disease Control and Prevention (2015). *Heart Disease Facts*. Retrieved May 23, 2016, from <http://www.cdc.gov/heartdisease/facts.htm>. Facts and statistics about heart disease

Centers for Disease Control and Prevention. *Leading Causes of Death* (2016). Retrieved from <http://www.cdc.gov/nchs/fastats/leading-causes-of-death.htm> (January 15, 2016). Information on the leading causes of death in the United States pertaining to heart disease and stroke

- Centers for Medicare and Medicaid Services. (2012) Retrieved from <https://www.cms.gov/> (August 4, 2015).
- Congressional Out of Poverty Caucus. (n.d.). *The Crisis of Poverty in America*. Retrieved May 20, 2016, from <http://outofpovertycaucus-lee.house.gov/problem-poverty>. Americans below the poverty line
- Dartmouth College Institute of Health Policy Clinical Practice. (2012) Retrieved from <http://tdi.dartmouth.edu/> (August 4, 2015). Data on Cancer Screening.
- Davalos, M. E., & French, M. T. (2011). *This Recession Is Wearing Me Out! Health-related Quality Of Life and Economic Downturns*. *Journal of MH Policy Econ* 2011 June; 14(2): 61–72. Retrieved May 20, 2106 from <http://www.ncbi.nlm.nih.gov/pubmed/21881162>. Macroeconomic conditions on Health-related quality of life
- Diana, F., Margarida, G. M., Ferdinand, S., Diogo, G., Claudia, C. S., Tania, G., & Jose, M. C. Mental health outcomes in times of economic recession: a systematic literature review. *BioMed Central Public Health*. 2016 Feb 3; 16(1):115. Doi: 10.1186/s12889-016-2720-y. Retrieved May 20, 2016 from <https://bmcpublichealth.biomedcentral.com/articles/10.1186/s12889-016-2720-y>. Association between economic recession and mental health concerns
- Federal Bureau of Investigation (FBI), *Uniform Crime Reports*. (2010-2012) Retrieved from <https://www.fbi.gov/about-us/cjis/ucr/ucr>, (August 4, 2015). Report on community safety which includes crime, inadequate street lighting, sidewalks and gang violence.
- Health Resources & Services Administration (2015). *Oral Health: Across the Agency*. Retrieved May 21, 2016, from <http://www.hrsa.gov/publichealth/clinical/oralhealth/oralhealthfactsheet.pdf>. Information on number of people living in designated dental health professional shortage area.
- Johnson, R. W., Foundation. (2013). *Why Does Education Matter So Much to Health?* Health Policy Snapshot Public Health and Prevention. Retrieved May 20, 2016, from <http://www.rwjf.org/en/library/research/2012/12/why-does-education-matter-so-much-to-health-.html>. Role of education in health promotion
- Los Angeles Homeless Services Authority (2016). *Greater Los Angeles Homeless Count, 2015*. Retrieved May 21, 2016, from <http://documents.lahsa.org/Planning/homelesscount/2015/HC2015CommissionPresentation.pdf>. Homeless count data and demographics and subpopulation data in Los Angeles County
- Los Angeles County Department of Public Health (2013). *Key Indicators of Health*. Social determinants

of health for Los Angeles County by service planning area.

Mortality in Los Angeles County Department of Public Health, Office of Health Assessment and Epidemiology (2014). *Leading Causes of Death and Premature Death with Trends for 2002 – 2011*. Leading causes of death and premature death in the county by service planning area and among demographics

National Alliance on Mental Illness (2016). *Mental Health by the Numbers*. Retrieved May 23, 2016, from <https://www.nami.org/Learn-More/Mental-Health-By-the-Numbers>. Mental health-related statistics in the United States

National Association for the Education of Young Children (NAEYC). (n.d.) *Head Start Programs*. Retrieved May 20, 2016, from <https://www.naeyc.org/policy/federal/headstart>. Purpose and programs of the head start.

National Cancer Institute (2013). *Alcohol and Cancer*. Retrieved May 23, 2016, from <http://www.cancer.gov/about-cancer/causes-prevention/risk/alcohol/alcohol-fact-sheet>. Explored link between alcohol and some cancers

National Cancer Institute (2016). *Annual report to the nation on the status of Cancer, 1975-2012*. Retrieved May 23, 2016, from <http://www.cancer.gov/news-events/press-releases/2016/annual-report-nation-1975-2012>.

National Cancer Institute (2016). *Cancer Statistics*. Retrieved May 23, 2016, from <http://www.cancer.gov/about-cancer/what-is-cancer/statistics>. Cancer trends in the United States

National Cancer Institute (2012) *Obesity and Cancer Risk*. Retrieved May 23, 2016, from <http://www.cancer.gov/about-cancer/causes-prevention/risk/obesity/obesity-fact-sheet>. Explores the link between obesity and some cancers

National Cancer Institute. Surveillance, Epidemiology and End Result Program. State Cancer Profiles (2008-2012). Retrieved from <http://www.cancer.gov/> (August 4, 2015). Rates on Breast Cancer, Colon and Rectum Cancer (Colorectal Cancer), lung Cancer, Prostate. Cancer

National Center for Education Statistics (2015). *Children Living in Poverty*. Retrieved on May 24, 2016 from http://nces.ed.gov/programs/coe/indicator_cce.asp. Statistics on the relationship between children living in poverty in early childhood and education performance and attainment

National Institute of Alcohol Abuse and Alcoholism (2016). *Alcohol Facts and Statistics*. Retrieved May 23, 2016 from <https://www.niaaa.nih.gov/alcohol-health/overview-alcohol-consumption/alcohol->

facts-and-statistics. Statistics related to alcohol use among adults and adolescents, alcohol use disorder, and related deaths in the United States

National Institute on Drug Abuse. *Drug facts: National wide Trends, 2014*. Retrieved May 23, 2016, from <https://www.drugabuse.gov/publications/drugfacts/nationwide-trends>. Facts and statistics on illicit drug use in the United States

National Institute of Health. Surveillance, Epidemiology and End Result Program. State Cancer Profiles (2008-2012). Retrieved from <http://www.nih.gov/> (August 4, 2015). Cases of Breast Cancer, Colon and Rectum Cancer (Colorectal Cancer), lung Cancer, Prostate. Cancer

Nielsen, Nielsen Site Report (2014). Retrieved from <http://www.nielsen.com/us/en/insights/reports.html> (August 4, 2015). Data collection of people's Needs.

Obesity Society (2015). *Your Weight and Diabetes*. Retrieved May 24, 2016 from <http://www.obesity.org/content/weight-diabetes>. Obesity as a strong predictor for developing type 2 diabetes

Office of Statewide Health Planning and Development (2015). Facility Summary Report: Inpatient, 2014. Retrieved August 10, 2015 from <http://www.oshpd.ca.gov/>. Summary report of the KFH-Woodland Hills medical center patient demographics, admissions and procedures performed in 2014

Substance Abuse and Mental Health Services Administration (2015). *Trauma & Violence*. Retrieved from <http://www.samhsa.gov/trauma-violence> (April 20, 2016). Addresses the impact of trauma on individuals, families, and communities as a behavioral health concern

The Common Wealth Fund (2011). *Realizing Health Reform's Potential: How the Affordable Care Act Will Strengthen Primary Care and Benefit Patients, Providers, and Payers (2011, January)*. Retrieved May 23, 2016, from http://www.commonwealthfund.org/~media/Files/Publications/Issue%20Brief/2011/Jan/1466_Abrams_how_ACA_will_strengthen_primary_care_reform_brief_v3.pdf. Statistical improvement in the number of uninsured and ethnic groups covered through the Affordable Care Act

The Henry J. Kaiser Family Foundation (2015). *Key Facts about the Uninsured Population*. Retrieved May, 20 2016, from <http://kff.org/uninsured/fact-sheet/key-facts-about-the-uninsured-population/>. Statistics on the uninsured population

University of California. *Center for Health Policy Research*. California Health Interview Survey (2011-2012). Retrieved from <http://healthpolicy.ucla.edu/Pages/home.aspx> (August 4, 2015). Data on

Heart Disease Prevalence, Health Disparities

University of California. *Center for Health Policy Research*. California Health Interview Survey (2012-2014). Retrieved from <http://healthpolicy.ucla.edu/Pages/home.aspx> (August 4, 2015). Rate on population needing Mental Health Care

University of Missouri, *Center for Applied Research and Environmental Systems*. California Department of Public Health, (2010-2012). Breast Cancer, Lung Cancer and Prostate Cancer. Retrieved from <http://missouri.edu/> (August 4, 2015) Data on Breast Cancer, Lung Cancer and Prostate Cancer, Health Outcome, Health Disparities

University of Wisconsin. Population Health Institute. County Health Rankings (2014). Retrieved from <https://uwphi.pophealth.wisc.edu/> (August 4, 2015). Rates on Mental Health Providers.

US Census Bureau, American Community Survey, (2010-2014). Retrieved from <https://www.census.gov/programs-surveys/acs/> (August 4, 2015). Data on population by gender,

US Census Bureau, American Community Survey, (2010-2014). Retrieved from <https://www.census.gov/programs-surveys/acs/> (August 4, 2015). Data on Ethnicity by service area

US Census Bureau, American Community Survey, (2010-2014). Retrieved from <https://www.census.gov/programs-surveys/acs/> (August 4, 2015). Report on, population with limited English proficiency by language spoken at home which shows a limit in being able to access health care services in the home

US Census Bureau, American Community Survey (2009-2013). Retrieved from <https://www.census.gov/programs-surveys/acs/> (August 4, 2015). Data on population by Age that indicates why there is a necessity of health services and program directed towards the adult population

US Census Bureau, American Community Survey, (2010-2014). Retrieved from <https://www.census.gov/programs-surveys/acs/> (August 4, 2015). Information of less than high school Diploma compared to the state and nation that are below 20%

US Census Bureau, American Community Survey. Decennial Census (2000-2010). Retrieved from, <https://www.census.gov/programs-surveys/acs/> (August 4, 2015) Data on population change that indicate the need for health care providers and increased health care services.

US Census Bureau, American Community Survey, (2010-2014) Retrieved from <https://www.census.gov/programs-surveys/acs/> (August 4, 2015). Rate on area with total

population, how overcrowding is linked to frequent and severe outbreak of communicable disease

- US Census Bureau, American Community Survey, (2010-2014). Retrieved from <https://www.census.gov/programs-surveys/acs/> (August 4, 2015). Data on population by their socio economic status
- US Census Bureau, American Community Survey, (2012-2014). *Geography: school district*, Retrieved from <https://www.census.gov/programs-surveys/acs/> (August 4, 2015). Rates identifying low literacy levels which creates barrier to health education
- US Census Bureau, *County Business Patterns*. (2012). Retrieved from <http://www.census.gov/econ/cbp/> (August 4, 2015). Report on Liquor Store Access.
- US Census Bureau, Decennial Census (2010). Retrieved from, <https://www.census.gov/programs-surveys/acs/> (August 4, 2015) Data on Park Access
- US Department of Agriculture (USDA) Food and Nutrition Service (2015). *Supplemental Nutrition Assistance Program (SNAP) Income: Rules on income limits*. Retrieved May 20, 2016, from <http://www.fns.usda.gov/snap/income-rules-income-limits>. Household income requirements to qualify for SNAP
- US Department of Health Human Services and Human Services (2010). *Health indicators warehouse* Retrieved from <https://www.usa.gov/federal-agencies/u-s-department-of-health-and-human-services> (August 4, 2015). A chart on the population affected by HIV/AIDS
- US Department of Health Human Services and Human Services (2012). *Health indicators warehouse* Retrieved from <https://www.usa.gov/federal-agencies/u-s-department-of-health-and-human-services> (August 4, 2015). A chart on the population affected by Chlamydia
- US Department of Health Human Services and Human Services (2010) *Health indicators warehouse* Retrieved from <https://www.usa.gov/federal-agencies/u-s-department-of-health-and-human-services> (August 4, 2015) A report on Health Disparities
- US Department of Health and Human Services. *Oral Health in America: A Report of the Surgeon General (Executive Summary)*. Rockville, MD: US Department of Health and Human Services, National Institute of Dental and Craniofacial Research, National Institute of Health, 2000. Retrieved May 21, 2016, from <http://www.nidcr.nih.gov/DataStatistics/SurgeonGeneral/Report/ExecutiveSummary.htm>. Descriptive information on dental health and associated factors.

- US Department of Health & Human Services (2015). *The Affordable Care Act is Working*. Retrieved May 23, 2016, from <http://www.hhs.gov/healthcare/facts-and-features/fact-sheets/aca-is-working/index.html>. Statistical improvement in the number of uninsured and ethnic groups covered through the Affordable Care Act
- US Department of Health and Human Services: Office of Head Start. *About the Office of Head Start*. Retrieved on May 24, 2016 from <http://www.acf.hhs.gov/programs/ohs/about>. Purpose of the head start programs and services for low-income families of children from birth to age 5
- US Department of Labor. *Bureau of Labor Statistics* (2015) Retrieved from <http://www.bls.gov/>, Data on unemployment rate that leads to people living below the 200% FPL line
- Ventura County. *Ventura County 2015 Homeless Count and Subpopulation Survey: Final Report*. Retrieved May 21, 2016, from http://www.cityofventura.net/files/file/VC_Homeless_Count_Survey_2015.pdf. Ventura homeless count, demographics and subpopulation for 2015
- Wall, T., Nasseh, K., & Vujicic, M., (2014). *American Dental Association: Most Important Barriers To Dental Care Are Financial, Not Supply Related*. Retrieved May 21, 2016, from http://www.ada.org/~media/ADA/Science%20and%20Research/HPI/Files/HPIBrief_1014_2.ashx. Financial constraints to afford dental health
- World Health Organization (2016). *The Determinants of Health*. Retrieved from <http://www.who.int/hia/evidence/doh/en/> (February 25, 2016). Provided definition for physical environment and what it entails
- Yan, J., Liu, L., Zhu, Y., Huang, G. and Wang, P.P. (2014). *The Association between Breastfeeding and Childhood Obesity: A Meta-Analysis*. *BioMed Central Public Health*, 14(1267), December 13, 2014. Doi: 10.1186/1471-2458-14-1267. Retrieved May 24, 2016 from <http://bmcpublichealth.biomedcentral.com/articles/10.1186/1471-2458-14-1267>. Review of studies related to the link between breastfeeding and reduction of childhood obesity

Appendix B: Community Input Tracking Form

Data Collection Method Employed	Who Participated / Title of event//Type of Input	Number of Participants	Who Participant(s) Represent(s)	Position with respect to the group	Date
Focus Group	Fullbright Elementary School, parent group (identification and prioritization of health needs)	16	Low-income, medically underserved minority community members	Community members	9/22/2015
Focus Group	Chronic Disease Committee (identification and prioritization of health needs)	13	Health experts representing the SFV	Community leaders, health experts	8/11/2015
Focus Group	Hope of the Valley Rescue Mission, Homeless community (identification and prioritization of health needs)	9	Low-income, medically underserved minority community members	Community members	10/27/2015
Focus Group	Mid Valley Health Center, physicians (identification and prioritization of health needs)	13	Representatives from county hospital	Community leaders, health experts	9/29/2015
Focus Group	Valley Economic Alliance (identification and prioritization of health needs)	4	Community/business leaders from SFV	Community leaders	11/20/2015
Focus Group	Valley Industry and Commerce Association (identification and prioritization of health needs)	16	Community/business leaders from SFV	Community leaders	10/7/2015
Focus Group	Low-wage immigrant farm workers (identification and prioritization of health needs) in Santa Paula	12	Low-income, medically underserved minority community members	Community members	8/20/2015
Focus Group	Leadership Ventura, business leaders (identification and prioritization of health needs)	6	Business community	Business leaders	9/23/2015
Focus Group	California Youth Connection at the Ventura Office of Education, Foster youth (identification and prioritization of health needs)	20	Foster Youth	Community members	11/4/2015

Data Collection Method Employed	Who Participated / Title of event/Type of Input	Number of Participants	Who Participant(s) Represent(s)	Position with respect to the group	Date
Focus Group	Mixteco Parent Group- "Among men" (identification and prioritization of health needs)	10	Low-income, medically underserved minority community members	Community members	11/23/2015
Focus Group	Mary B. Perry High School in The Ventura Youth Correctional Facility, incarcerated youth (identification and prioritization of health needs); conducted six separate focus groups simultaneously	24	Incarcerated youth	Community members	10/28/2015
Forum	VICA (identification and prioritization of health needs, triggers and solutions)	16	Business leaders	Community leaders	10/7/2015
Forum	Community health professionals at VCCC's large group meeting at Valley Presbyterian Hospital (identification and prioritization of health needs, triggers and solutions)	27	Health professionals serving various sectors of the San Fernando Valley	Community leaders and health experts	10/8/2015
Key Stakeholder Interview	Director of Program Development, Tarzana Treatment Center (identification and prioritization of health needs)	1	Director of behavioral health organization (substance abuse and mental health treatment)	Community leader, health expert	9/29/2015
Key Stakeholder Interview	Health educator, LA County Department of Public Health, Service Planning Areas 1, 2 (Identification and pre-prioritization of health needs, drivers, available assets and possible solutions)	1	Health department representative	Community leader, health educator	10/13/2015
Key Stakeholder Interview	Director, LA County Department of Public Health Division of HIV and STD Programs (Identification and pre-prioritization of health needs, drivers,	1	Health department representative	Community leader, health expert	10/6/2015

Data Collection Method Employed	Who Participated / Title of event/Type of Input	Number of Participants	Who Participant(s) Represent(s)	Position with respect to the group	Date
Key Stakeholder Interview	Section Manager, Contracted Community Services, LA County Department of Public Health Division of HIV and STD Programs (Identification and pre-prioritization of health needs, drivers, available assets and possible solutions)	1	Health department representative	Community leader, health expert	9/24/2015
Key Stakeholder Interview	CEO, Olive View-UCLA Medical Center (Identification and pre-prioritization of health needs, drivers, available assets and possible solutions)	1	Representative from county hospital	Community leader	11/3/2015
Key Stakeholder Interview	Community Liaison PHN at County of Los Angeles Department of Public Works (Identification and pre-prioritization of health needs, drivers, available assets and possible solutions)	1	Health department representative	Community leader	10/13/2015
Key Stakeholder Interview	Transgender Woman Interview, Stacey (Identify health needs and drivers, solutions and available unique to the subpopulation)	1	Minority population	Community member	8/26/2015
Key Stakeholder Interview	Transgender Woman Interview, Rain (Identify health needs and drivers, solutions and available unique to the subpopulation)	1	Minority population	Community member	8/26/2015
Key Stakeholder Interview	Health Officer, Ventura County Department of Public Health Services (identification and prioritization of health needs)	1	Entire residents of Ventura County	Public health and health services leader	12/9/2015
Key Stakeholder Interview	Epidemiologist, Ventura County Department of Public Health Services (Identification and prioritization of health needs)	1	Entire residents of Ventura County	Public health expert and data analyst	12/9/2015

Key Stakeholder Interview	Health Education Manager, Ventura County Department of Public Health Services (Identification and prioritization of health needs)	1	Entire residents of Ventura County	Public Health expert	12/8/2015
Data Collection Method Employed	Who Participated / Title of event//Type of Input	Number of Participants	Who Participant(s) Represent(s)	Position with respect to the group	Date
Key Stakeholder Interview	Medical Social Work Department Administrator, Kaiser Permanente (Identification and prioritization of health needs)	1	Mental health, underserved and vulnerable populations in West San Fernando Valley	Mental health expert	12/8/2015
Survey	Lanark Park, Canoga Park (Identification and prioritization of health needs)	24	Low-income, medically underserved minority community members, health priorities & access to health	Community members	8/28/2015
Survey	VCCC's large group, VICA, Valley Economic alliance with online survey (Identification and prioritization, drivers and solutions)	31	Business leaders, for profit & nonprofit community organizations, education administrators, community representatives	Community leaders	11/3/2015 - 11/20/2015
Survey	Business groups, community representatives with online surveys (Identification and prioritization, drivers and solutions)	45	Health professionals serving various sectors of the San Fernando Valley	Community leaders and health experts	10/8/2015

Appendix C: Health Need Profiles

After prioritizing the top 10 health needs for both West San Fernando Valley and Ventura County, it was noted that a few health needs differed slightly between the service areas. Taking this into consideration, the CHNA team created health need profiles for all 10 health needs and when necessary presented information separately for each service area. The health profiles are organized in order of priority for easier access. Each health need profile follows a similar format: 1) description & significance, 2) health outcomes statistics, 3) health disparities, 4) health drivers, 5) community input, and 6) assets and opportunities.

Please note that within the tables that comparing the service areas, values are highlighted in **RED** whenever a health need does not meet the state benchmark (**BOLDED**). In other words, the values are worse than the state. Those values highlighted in **GREEN** indicate the health need meets or exceeds the state benchmark. It should also be noted that for the KFH-Woodland Hills service area, secondary data demonstrated that when the health need exceeds the state benchmark, it was by a slight margin. Additionally, some data are collected at the county level rather than at the local level therefore values for the service may reflect those of the county.

Overweight/Obesity (Adults)

Description & Significance: The World Health Organization (WHO), defines overweight and obesity as “abnormal or excessive fat accumulation that may impair health.” Over two-thirds (39.5%) of American adults are overweight (body mass index or BMI ≥ 25) or obese (BMI ≥ 30). More than a third of these (34.9%) are obese. Of children and youth 2 to 19 years, 31.8 percent were either overweight or obese with approximately 17 percent being obese. Obesity is preventable. It is caused by an overconsumption of calories and low calorie output due to physical inactivity. Overweight and obesity increases the risk of developing many other health problems, including heart diseases, diabetes, musculoskeletal disorders, and some types of cancers. Eating a well-balanced diet, decreasing or limiting consumption of sugary and fatty foods, while engaging in regular physical activity can reduce or prevent overweight and obesity.

Health Outcome Statistics

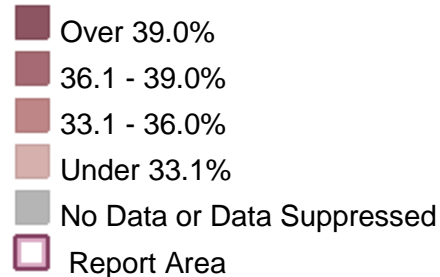


More than 36% of adult population is overweight in the KFH-Woodland Hills service area compared to 35.8% in California.

Overweight Adults in KFH-Woodland Hills Service Area (BMI 25.0 – 29.9)



Overweight (BMI 25.0-29.9), Adults Age 18 , Percent by County, BRFSS 2011-12



Source: Centers for Disease Control and Prevention, Behavioral Risk Factor Surveillance System. Additional data analysis by CARES. 2011-12. Source geography: County

Health Disparities



Across all service areas, adult men are more likely to be obese than women. The percentage of obese men also exceeds that of the medical center's 20.5%.

Percentage of Obese Adults (BMI >30.0) by Gender

Adults (Obese)	KFH-Woodland Hills Area	West San Fernando Valley	Ventura County
Male	21.64%	21.51%	21.9%
Female	19.28%	19.69%	18.5%
KFH-Woodland Hills Area Overall	20.5%		

Source: Centers for Disease Control and Prevention, National Center for Chronic Disease Prevention and Health Promotion. 2012. Source geography: County

Key Health Drivers



Health Behaviors (Healthy Eating)

Individual behaviors, socioeconomic status, and the physical environment can impact one’s ability to make healthy eating choices on a daily basis. Healthy eating can help individuals reduce and/or maintain healthy. In the KFH-Woodland Hills service areas, while individual behaviors do play a role, access to healthy choices is a significant barrier.

Low Fruit/Vegetable Consumption (Adult)

Percentage of adults age 18 and older who self-report consuming less than 5 servings of fruits and vegetables each day

KFH-Woodland Hills Area	West San Fernando Valley	Ventura County	Los Angeles County	California
71.6%	72.1%	70.7%	72.8%	71.5%

Source: Centers for Disease Control and Prevention, Behavioral Risk Factor Surveillance System. Accessed via the Health Indicators Warehouse. US Department of Health Human Services, Health Indicators Warehouse. 2005-09. Source geography: County

Breastfeeding (Exclusive)

Among other protective benefits breastfeeding provides infants, many studies have linked breastfeeding to reducing childhood obesity. This is particularly important because further studies indicate that obese children and adolescents are likely to be obese as adults and therefore at risk for adult health problems such as heart disease, diabetes, stroke, several types of cancer, and arthritis.

Percentage of Mothers Who Exclusively Breastfeed their Infants during their Post-Delivery Hospital Stay

KFH-Woodland Hills Area	West San Fernando Valley	Ventura County	Los Angeles County	California
59.3%	57.1%	63.7%	53.7%	64.8%

Source: California Department of Public Health, CDPH - Breastfeeding Statistics. 2012. Source geography: County



Health Behaviors (Physical Activity)

Being active, combined with healthy eating, can help keep your weight, blood glucose levels, cholesterol, and blood pressure on target. In the KFH-Woodland Hills service area, many adults are physically inactive.

Physical Inactivity (Adult)

Percentage of adults age 20 and older who self-report that they perform no leisure time activity

KFH-Woodland Hills Area	West San Fernando Valley	Ventura County	Los Angeles County	California
16.8%	17%	16.4%	17.3%	16.6%

Source: Centers for Disease Control and Prevention, National Center for Chronic Disease Prevention and Health Promotion. 2012. Source geography: County

Walking/Biking

Percent of the Adult Population Walking or Biking to Work

KFH-Woodland Hills Area	West San Fernando Valley	Ventura County	Los Angeles County	California
2.71%	2.65%	2.63%	3.75%	3.84%

Source: US Census Bureau, American Community Survey. 2010-14. Source geography: Tract



Physical Environment

Fast Food Restaurants

Proximity to fast food restaurants has been found to impact obesity among the youth. The closer they area to these establishments, the more likely the less likely to are to eat fruits and vegetables, more likely to drink more soda and as a result be overweight or obese. Based on the table below, there are more fast food restaurants in the KFH-Woodland Hills Medical Center service area.

Number of Fast Food Restaurants Per 100,000 Population

KFH-Woodland Hills Area	West San Fernando Valley	Ventura County	Los Angeles County	California
80.38	85.17	73.36	77.82	74.51

Source: US Census Bureau, County Business Patterns. Additional data analysis by CARES. 2011. Source geography: Tract

Grocery Stores

Access to healthy food can influence dietary behaviors. Grocery stores are defined as supermarkets and smaller grocery stores primarily engaged in retailing a general line of food, such as canned and frozen foods; fresh fruits and vegetables; and fresh and prepared meats, fish, and poultry. Within the KFH-Woodland Hills Medical Center service area, there are fewer grocery stores than California. For Ventura County service area, there are fewer stores that accept WIC vouchers.

Number of Grocery Stores Per 100,000 Population

KFH-Woodland Hills Area	West San Fernando Valley	Ventura County	Los Angeles County	California
21.39	20.63	21.38	20.92	21.51

Source: US Census Bureau, County Business Patterns. Additional data analysis by CARES. 2011. Source geography: Tract

WIC-Authorized Food Stores

Number of Stores that Accept WIC Vouchers per 100,000 Population

KFH-Woodland Hills Area	West San Fernando Valley	Ventura County	Los Angeles County	California
15.7	16.3	14.8	17	15.8

Source: US Department of Agriculture, Economic Research Service, USDA - Food Environment Atlas. 2011. Source geography: County



Social & Economic

The Supplemental Nutrition Assistance Program (SNAP) and Temporary Assistance for Needy Families (TANF) help improve access to nutritious foods. A higher percentage of children in the KFH-Woodland Hills service areas whose families do not qualify for food assistance programs are likely to have limited or uncertain access to adequate foods.

Food Insecure Population Ineligible for Assistance

Percentage of Children Living in Food Insecurity Who are Not Eligible for Assistance (SNAP, WIC, school Meals, etc.)

KFH-Woodland Hills Area	West San Fernando Valley	Ventura County	Los Angeles County	California
33%	30%	38%	26%	29%

Source: Feeding America. 2013. Source geography: County

Community Input



Community members shared the following concerns related to this health need:

West San Fernando Valley	Ventura County
<p>Don't have access or money to buy nutritious food Lack of farmers markets Limited access to inexpensive and healthy foods Sidewalks are not complete making it difficult for people to walk Poor eating habits No safe place to play Lack of exercise No access to parks High consumption of unhealthy foods (fast food, juice, soda) Limited access to safe recreation spaces for exercise Transportation is a barrier to places like YMCA and Lanark Park</p>	<p>Lack of physical activity Lack of healthy food Access to unhealthy processed foods Greasy food is cheaper Organic food is expensive Poor lighting in parks and streets limit walkability Lack of information regarding recreational facilities and gyms, nutrition programs and exercise classes Lack of information regarding health fairs for screenings and education Poor nutrition is perpetuated by lack of education and cultural values No access to sidewalks or parks Free/reduced school lunches are not nutritious Corner grocery stores with healthy options are not within one mile of low income areas</p>

Assets & Opportunities for Overweight/Obesity (Adults)



Community assets are resources within the community potentially available to meet the identified need.

- **100 Citizens Program**** – free physical activity program delivered by California State University Northridge Kinesiology students at San Fernando and El Cariso parks: <http://www.100citizens.org/>
- **California Food Pantries** - A dynamic website that lists food pantries and food banks in California by city; <http://www.foodpantries.org/st/california>
- **Choose Health LA**** - Local initiative of the Los Angeles County Department of Public Health to prevent and control chronic disease in LA County by bringing together a broad range of partners to implement community based public education, skills-building and environmental changes that promote physical activity and healthy eating. Includes Choose LA Kids, Choose Health LA Child Care and Choose Health LA Moms: <http://www.choosehealthla.com/about-us/>
- **Chronic Disease Prevention Program*** - Encourages healthy active living through free physical activity and healthy eating opportunities including health screens (blood sugar, blood pressure and body fat), fitness classes, walking clubs and diabetes self-management; <http://vchca.org/public-health/events-and-activity-calendars>
- **Community Gardens*** - List of community garden plots by city. Some may require nominal fees; <http://healthyventuracounty.org/healthy-eating/community-gardens/> **Food Share, Inc.*** - A nonprofit organization dedicated to reducing hunger in Ventura County through distributing healthy foods to low income families and educating the community about hunger. Community members can download a list of food pantries in Ventura County including their hours of operation;

<http://www.foodshare.com/>

- **HEAL (Healthy Eating, Active Living) Healthy School Partnership Program** – School-based initiative by Kaiser Permanente that aims to prevent and treat childhood obesity and increase healthy behaviors through full integration between the school and Wellness Center by 1) improving school-based healthcare services in obesity prevention and management, 2) improving and increasing access to physical activity opportunities, 3) improving and increasing access to healthy food and beverages options offered on campus, and 4) improving learning opportunities about health eating and active living: <http://thelatruster.org/heal/>
 - **Healthy Class**** – Search for articles, apps, medication and health information, classes and educational events for chronic diseases in the San Fernando Valley area. Most classes are held at hospitals or clinics and cover disease prevention, management, diet and meal planning: <http://www.healthyclass.com/site-map/california/san-fernando-valley/diabetes>
 - **Local Harvest:** Locates farmers markets, family farms, farm stands and community supported agriculture (CSA); <http://www.localharvest.org>
 - **Los Angeles County Department of Parks and Recreation**** – Provides the public a wide variety of recreational opportunities including special programs for children and seniors and food programs and fitness classes for all ages. Use the Parks Locator to find the closest park by address, city or zip code: <http://parks.lacounty.gov/wps/portal/dpr/parkslocator/>
 - **Los Angeles County Department of Public Social Services (DPSS)**** - Offers nutrition assistance in the form of CalFresh benefits (formerly known as Food Stamps) to help individuals and families with little or no income to buy nutritious groceries; <http://www.ventura.org/human-services-agency/calfresh-food-stamps>
 - **Los Angeles Food Policy Council**** – Collective impact initiative working to build a Good Food system for all Los Angeles residents where food is healthy, affordable, fair, and sustainable: <http://goodfoodla.org/>
 - **Nutrition Education and Obesity Prevention Program:** provides nutrition education classes, cooking and physical activity demonstration to promote informed food choices and healthier lifestyles; <http://vchca.org/public-health/health-education/nutrition-education>
 - **Partnership for a Healthy Ventura County (PHVC)*** - A partnership-driven network of government, community, direct services providers, schools, and local business representative that share resources and promote policies and services around issues related to healthy eating and active living in Ventura County; <http://healthyventuracounty.org/about-us/>
 - **University of California, Master Gardeners of Ventura County*** - A helpful site dedicated to providing the community gardening advice; <http://ucanr.edu/sites/VCMG/>
 - **Valley Care Community Consortium's Chronic Disease Committee**** – Collaboration of public and private community partners to advocate, plan, assess needs and facilitate development of effective programs and policies to improve the health of the residents of the San Fernando and Santa Clarita Valleys: <http://www.valleyccc.org/aboutus.php>
 - **Ventura County Parks and Recreation*** – Locate parks and recreation sites in the county: <http://www.ventura.org/general-services-agency/parks-department>
 - **Ventura County Together** – Collaboration of non-profit agencies, public agencies and community members who come together to address the growing need for basic needs (food, shelter and health care) services in Ventura County: <http://www.vctogether.org/index.htm>
 - **Women, Infant & Children (WIC) Supplemental Nutrition Program at eight Ventura County Health Care Agency sites*** – Provides vouchers for healthy foods, support for breast-feeding, nutrition education, and helps with locating other health care and community services. Services are for children under 5 years and women who are pregnant, breastfeeding or new mothers below 185% of the federal poverty level: <http://www.vchca.org/public-health/wic/locations>
 - **Women, Infant & Children (WIC) Supplemental Nutrition Program at two Northeast Valley Health Corporation locations**** – Provides vouchers for healthy foods, support for breast-feeding,
-

nutrition education, and helps with locating other health care and community services. Services are for children under 5 years and women who are pregnant, breastfeeding or new mothers below 185% of the federal poverty level: <https://www.nevhc.org/programs-a-services/wic-nutrition-program.html>

- **YMCA (Ventura)*** – Offers youth development programs, fitness and wellbeing programs, employment/vocational training, and sports and recreation programs.
<http://www.ciymca.org/ventura/index.html>
- **YMCA (North Valley & West Valley)**** – Offers youth development programs, fitness and wellbeing programs, employment/vocational training, and sports and recreation programs.
<http://www.ymcala.org/metro/locations>

Note: *Applies only to Ventura County; **Applies only to West San Fernando Valley. Icons from [The Noun Project](#)

Diabetes

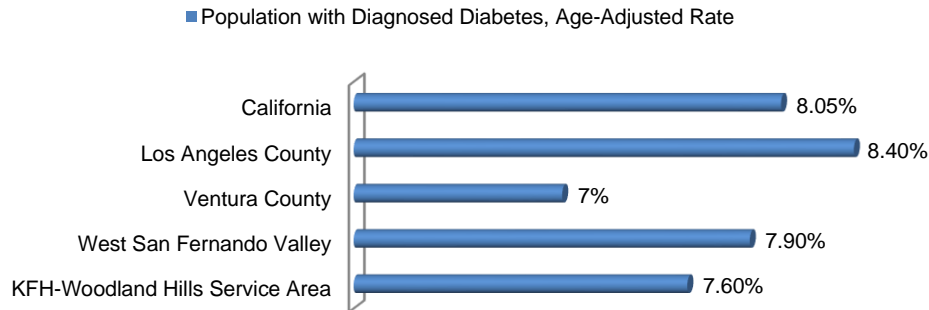
Description & Significance: Diabetes is a disease in which blood glucose levels are above normal. This is due to low production of insulin, a hormone that gets glucose into the cells of the body. Diabetes is the 7th leading cause of death in the United States. Type 2 diabetes accounts for about 90% to 95% of all diagnosed diabetes. If untreated, diabetes can cause serious and potentially fatal health complications including heart disease, blindness, kidney failure, and amputation of the legs. About 86 million Americans over age 20 have pre-diabetes, an indicator precursor for diabetes. It means their blood glucose levels are higher than normal but not yet high enough to be called diabetes. People with pre-diabetes are also at higher risk to have a heart attack or stroke.

Health Outcome Statistics



81,274 Number of adults diagnosed with diabetes in the KFH-Woodland Hills service area.

Population with Diagnosed Diabetes, Age-Adjusted Rate



Source: Centers for Disease Control and Prevention, National Center for Chronic Disease Prevention and Health Promotion. 2012. Source geography: County

Health Disparities



In the KFH-Woodland Hills service area, more men than women have diabetes.

Adults Diagnosed with Diabetes by Gender

Report Area	Percent Males with Diabetes	Percent Females with Diabetes
KFH-Woodland Hills Service Area	7.65%	6.76%
West San Fernando Valley	7.9%	7.01%
Ventura County	7.2%	6.3%
Los Angeles County	8.3%	7.4%
California	8.41%	7.13%

Source: Centers for Disease Control and Prevention, National Center for Chronic Disease Prevention and Health Promotion. 2012. Source geography: County

Key Health Drivers



Health Outcome

Overweight (Adult)

Although there are many risk factors for diabetes such as age, race, pregnancy, stress, certain medications, family history, high cholesterol and obesity, being overweight or obese is the single best predictor of diabetes as almost 90% of people living with diabetes are overweight or obese. In the KFH-Woodland Hills area over one-third of adults are overweight putting them at increased for diabetes.

Percent of Overweight Adults 18 and older

KFH-Woodland Hills Area	West San Fernando Valley	Ventura County	Los Angeles County	California
36.1%	36.1%	36.3%	35.9%	35.8%

Source: Centers for Disease Control and Prevention, Behavioral Risk Factor Surveillance System. Accessed via the Health Indicators Warehouse. US Department of Health Human Services, Health Indicators Warehouse. 2005-09. Source geography: County



Health Behaviors (Healthy Eating)

Low Fruit/Vegetable Consumption (Adult)

Individual behaviors, socioeconomic status, and the physical environment can impact one's ability to make healthy eating choices on a daily basis. Healthy eating can help individuals with pre-diabetes stave off developing diabetes and support those already diagnosed with diabetes with managing their disease. In the KFH-Woodland Hills service areas, individual eating behaviors do play a role appears to be a significant driver for overweight. For the most part, the service area exceeds the state.

Percentage of adults age 18 and older who self-report consuming less than 5 servings of fruits and vegetables each day

KFH-Woodland Hills Area	West San Fernando Valley	Ventura County	Los Angeles County	California
71.6%	72.1%	70.7%	72.8%	71.5%

Source: Centers for Disease Control and Prevention, Behavioral Risk Factor Surveillance System. Accessed via the Health Indicators Warehouse. US Department of Health Human Services, Health Indicators Warehouse. 2005-09. Source geography: County



Health Behaviors (Physical Activity)

Being active, combined with healthy eating, can help keep your weight, blood glucose levels, cholesterol, and blood pressure on target. In the KFH-Woodland Hills service area, many adults are physically inactive.

Physical Inactivity (Adult)

Percentage of adults age 20 and older who self-report that they perform no leisure time activity

KFH-Woodland Hills Area	West San Fernando Valley	Ventura County	Los Angeles County	California
16.8%	17%	16.4%	17.3%	16.6%

Source: Centers for Disease Control and Prevention, National Center for Chronic Disease Prevention and Health Promotion. 2012. Source geography: County

Walking/Biking

Percent of the Adult Population Walking or Biking to Work

KFH-Woodland Hills Area	West San Fernando Valley	Ventura County	Los Angeles County	California
2.71%	2.65%	2.63%	3.75%	3.84%

Source: US Census Bureau, American Community Survey. 2010-14. Source geography: Tract



Physical Environment

Fast Food Restaurants

Proximity to fast food restaurants has been found to impact obesity among the youth. The closer they area to these establishments, the more likely the less likely to are to eat fruits and vegetables, more likely to drink more soda and as a result be overweight or obese. Based on the table below, there are more fast food restaurants in the KFH-Woodland Hills Medical Center service area.

Number of Fast Food Restaurants Per 100,000 Population

KFH-Woodland Hills Area	West San Fernando Valley	Ventura County	Los Angeles County	California
80.38	85.17	73.36	77.82	74.51

Source: US Census Bureau, County Business Patterns. Additional data analysis by CARES. 2011. Source geography: Tract

Grocery Stores

Access to healthy food can influence dietary behaviors. Grocery stores are defined as supermarkets and smaller grocery stores primarily engaged in retailing a general line of food, such as canned and frozen foods; fresh fruits and vegetables; and fresh and prepared meats, fish, and poultry. Within the KFH-Woodland Hills Medical Center service area, there are fewer grocery stores than California. For Ventura County service area, there are fewer stores that accept WIC vouchers.

Number of Grocery Stores Per 100,000 Population

KFH-Woodland Hills Area	West San Fernando Valley	Ventura County	Los Angeles County	California
21.39	20.63	21.38	20.92	21.51

Source: US Census Bureau, County Business Patterns. Additional data analysis by CARES. 2011. Source geography: Tract

WIC-Authorized Food Stores

Number of Stores that Accept WIC Vouchers per 100,000 Population

KFH-Woodland Hills Area	West San Fernando Valley	Ventura County	Los Angeles County	California
15.7	16.3	14.8	17	15.8

Source: US Department of Agriculture, Economic Research Service, USDA - Food Environment Atlas. 2011. Source geography: County



Social & Economic

The Supplemental Nutrition Assistance Program (SNAP) and Temporary Assistance for Needy Families (TANF) help improve access to nutritious foods. A higher percentage of children in the KFH-Woodland Hills service areas whose families do not qualify for food assistance programs are likely to have limited or uncertain access to adequate foods.

Food Insecure Population Ineligible for Assistance

Percentage of Children Living in Food Insecurity Who are Not Eligible for Assistance (SNAP, WIC, school Meals, etc.)

KFH-Woodland Hills Area	West San Fernando Valley	Ventura County	Los Angeles County	California
33%	30%	38%	26%	29%

Source: Feeding America. 2013. Source geography: County

Community Input



Community members shared the following concerns related to this health need:

West San Fernando Valley	Ventura County
<p>Don't have access or money to buy nutritious food Lack of farmers markets Limited access to inexpensive and healthy foods Sidewalks are not complete making it difficult for people to walk Poor eating habits No safe place to play Lack of exercise No access to parks High consumption of unhealthy foods (fast food, juice, soda) Limited access to safe recreation spaces for exercise Transportation is a barrier to places like YMCA and Lanark Park</p>	<p>Lack of physical activity Lack of healthy food Access to unhealthy processed foods Greasy food is cheaper Organic food is expensive Poor lighting in parks and streets limit walkability Lack of information regarding recreational facilities and gyms, nutrition programs and exercise classes Lack of information regarding health fairs for screenings and education Poor nutrition is perpetuated by lack of education and cultural values No access to sidewalks or parks Free/reduced school lunches are not nutritious Corner grocery stores with healthy options are not within one mile of low income areas</p>

Assets & Opportunities for Diabetes



Community assets are resources within the community potentially available to meet the identified need.

- **100 Citizens Program**** – free physical activity program delivered by California State University Northridge Kinesiology students at Lanark park: <http://www.100citizens.org/>
- **Choose Health LA**** - Local initiative of the Los Angeles County Department of Public Health to prevent and control chronic disease in LA County by bringing together a broad range of partners to implement community based public education, skills-building and environmental changes that promote physical activity and healthy eating. Includes Choose LA Kids, Choose Health LA Child Care and Choose Health LA Moms: <http://www.choosehealthla.com/about-us/>
- **Chronic Disease Prevention Program*** - Encourages healthy active living through free physical activity and healthy eating opportunities including health screens (blood sugar, blood pressure and body fat), fitness classes, walking clubs and diabetes self-management; <http://vchca.org/public-health/events-and-activity-calendars>
- **Healthy Class**** – Search for articles, apps, medication and health information, classes and educational events for chronic diseases in the San Fernando Valley area. Most classes are held at hospitals or clinics and cover disease prevention, management, diet and meal planning: <http://www.healthyclass.com/site-map/california/san-fernando-valley/diabetes>
- **Los Angeles Department of Parks and Recreation**** – Provides the public a wide variety of recreational opportunities including special programs for children and seniors and food programs and fitness classes for all ages. Use the Parks Locator to find the closest park by

address, city or zip code: <http://parks.lacounty.gov/wps/portal/dpr/parkslocator/>

- **Los Angeles County Department of Public Social Services (DPSS)**** - Offers nutrition assistance in the form of CalFresh benefits (formerly known as Food Stamps) to help individuals and families with little or no income to buy nutritious groceries; <http://www.ventura.org/human-services-agency/cal-fresh-food-stamps>
- **Valley Care Community Consortium's Chronic Disease Committee**** – Collaboration of public and private community partners to advocate, plan, assess needs and facilitate development of effective programs and policies to improve the health of the residents of the San Fernando and Santa Clarita Valleys: <http://www.valleyccc.org/aboutus.php>
- **Ventura County Parks and Recreation*** – Locate parks and recreation sites in the county: <http://www.ventura.org/general-services-agency/parks-department>
- **Ventura County Together*** – Collaboration of non-profit agencies, public agencies and community members who come together to address the growing need for basic needs (food, shelter and health care) services in Ventura County: <http://www.vctogether.org/index.htm>
- **Women, Infant & Children (WIC) Supplemental Nutrition Program at eight Ventura County Health Care Agency sites*** – Provides vouchers for healthy foods, support for breast-feeding, nutrition education, and helps with locating other health care and community services. Services are for children under 5 years and women who are pregnant, breastfeeding or new mothers below 185% of the federal poverty level: <http://www.vchca.org/public-health/wic/locations>
- **Women, Infant & Children (WIC) Supplemental Nutrition Program at two Northeast Valley Health Corporation locations**** – Provides vouchers for healthy foods, support for breast-feeding, nutrition education, and helps with locating other health care and community services. Services are for children under 5 years and women who are pregnant, breastfeeding or new mothers below 185% of the federal poverty level: <https://www.nevhc.org/programs-a-services/wic-nutrition-program.html>
- **YMCA Diabetes Prevention Program** – Trained lifestyle coaches use a CDC-approved curriculum to introduce topics in small group environments and encourage participants as they explore how healthy eating, physical activity, and behavior changes, and weight loss can help them reduce their risk of developing diabetes: <http://www.ymca.net/diabetes-prevention>

Note: *Applies only to Ventura County; **Applies only to West San Fernando Valley. Icons from [The Noun Project](#)

Mental Health

Description & Significance: According to the Center for Disease Control and Prevention, mental health is a state of well-being in which the individual realizes his or her own abilities, can cope with the normal stresses of life, can work productively and fruitfully, and is able to make a contribution to his or her communities. There is evidence that positive mental health is associated with improved health outcomes. Mental illnesses are health conditions that are characterized by alterations in thinking, mood, or behavior or a combination of these. These conditions are usually associated with distress and/or impaired functions. Approximately 1 in 5 adults (43.8 million) experience mental illness in a given year. Depression is the most common type of mental illness with 16 million adults having at least one major depressive episode in the past year. And among the 20.2 million adults who experienced a substance use disorder, 50.5% (10.2 million) had a co-occurring mental illness.

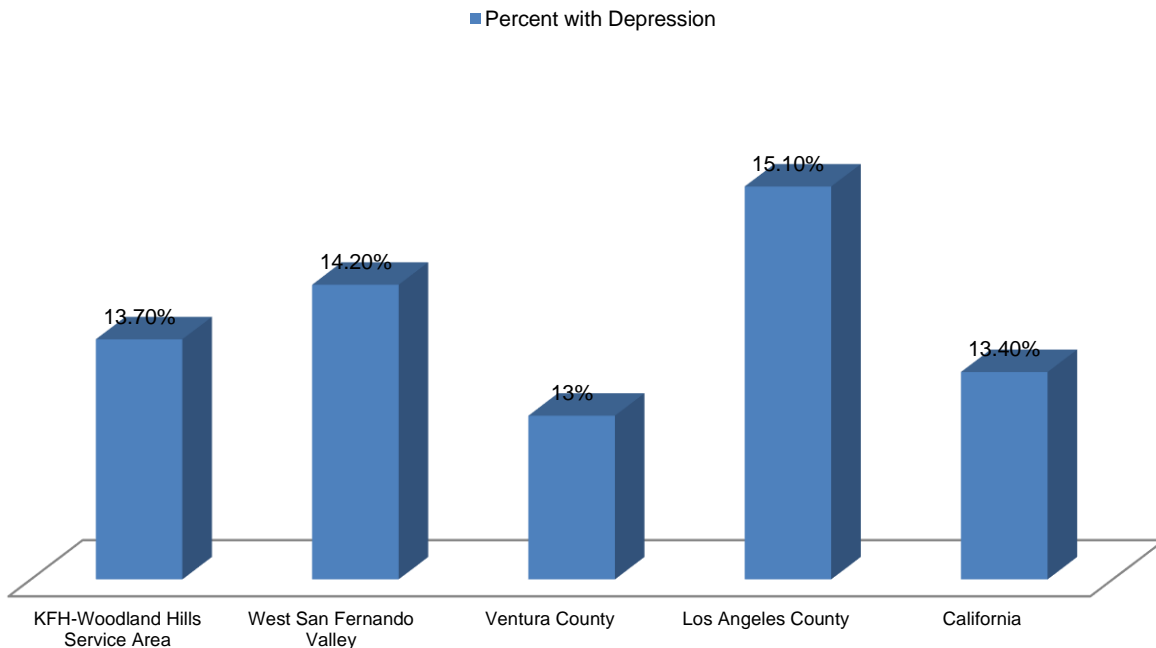
People with mental health problems are more likely to have rates of chronic diseases (including HIV), practice high risk behaviors, be more vulnerable (to poverty, social isolation, trauma and violence, discrimination, and incarceration), and lack access to health care.

Health Outcome Statistics



The graph below indicates there is a high rate of depression among seniors in the KFH-Woodland Hills service area, more than the state.

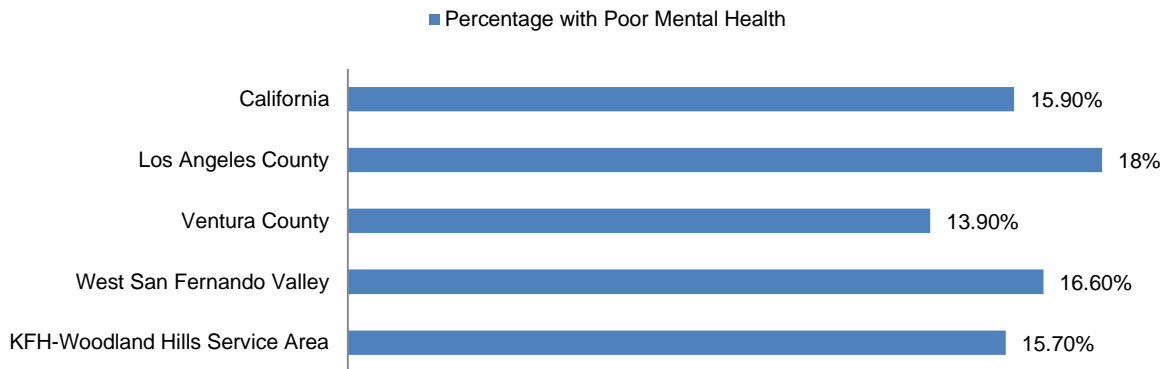
Percent Medicare Beneficiaries with Diagnosed Depression



Source: Centers for Medicare and Medicaid Services. 2012. Source geography: County

The chart below reports the percentage of adults who self-report that there was ever a time during the past 12 months when they felt that they might need to see a professional because of problems with their mental health, emotions, nerves, or use of alcohol or drugs. Adults who felt they needed mental health care are particularly high in the West San Fernando Valley. This indicator is relevant because it is a measure of general poor mental health status and demand for mental and behavioral health services.

Percentage Adult Population with Poor Mental Health



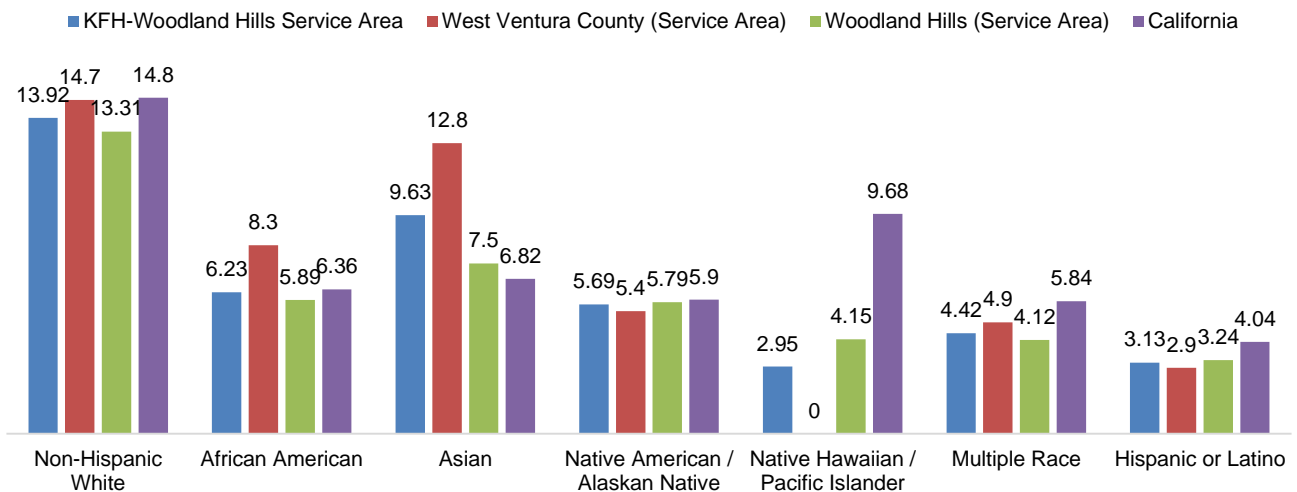
Source: University of California Center for Health Policy Research, California Health Interview Survey. 2013-14.
Source geography: County (Grouping)

Health Disparities



Poor mental status is one of the many risk factors for suicide. Across the KFH-Woodland Hills service area, the White ethnic group has the highest suicide rate similar to California.

Suicide Mortality (Per 100,000 Population) by Race/Ethnicity



Source: University of Missouri, Center for Applied Research and Environmental Systems. California Department of Public Health, CDPH - Death Public Use Data. 2010-12. Source geography: ZIP Code

Key Health Drivers



Clinical Care

Lack of Social or Emotional Support

Friends and family can influence someone with mental illness to get the treatment and services they need. They can make themselves available to help, support them in accessing mental health services and treat them with respect. The table below indicates the level of lack of social or emotional support in the service area compared to the state.

Percent of Adults Age 18 and Older who Report Inadequate Social or Emotional Support

KFH-Woodland Hills Area	West San Fernando Valley	Ventura County	Los Angeles County	California
25.1%	26.4%	22.6%	28.4%	24.6%

Source: Centers for Disease Control and Prevention, Behavioral Risk Factor Surveillance System. Accessed via the Health Indicators Warehouse. US Department of Health Human Services, Health Indicators Warehouse. 2006-12. Source geography: County

Community Input



Community members shared the following concerns related to this health need:

West San Fernando Valley	Ventura County
<ul style="list-style-type: none"> Mental stress related to economic security, expensive housing, immigration status, and lack of access to care and insurance Lack of institutions to provide housing to mentally ill individuals Homelessness Poverty Stigma surrounding mental health is a barrier Appointments for mental health are too complicated and can be cancelled No access to specialty care providers People don't feel safe in their neighborhoods due to violence and being assaulted or violence in their homes Mental health system is complicated to navigate Not covered by insurance 	<ul style="list-style-type: none"> Homelessness – no one talks about it in Ventura Homebound due to physical health reasons Lack of mental health therapy Medi-Cal does not cover mental health Lack of shelter for mentally ill individuals Language barrier results in isolation which causes depression Stressful to identify and access services Lack of mental health services available to Hispanic/Latinos in Santa Paula Perception that mental health problems represent a weakness in a person Finances, health problems, housing issues, relationships and education attainment increase stress

Assets & Opportunity for Mental Health



Community assets are resources within the community potentially available to meet the identified need.

- **Los Angeles County Department of Mental Health** – Services include assessments, case management, crisis intervention, medication support, peer support and other rehabilitative services: http://dmh.lacounty.gov/wps/portal/dmh/our_services
- **National Alliance on Mental Health (NAMI)*** – grassroots mental health organization dedicated to building better lives for Americans affected by mental illness through community education, advocacy, helpline and referral support. Location in Camarillo: <http://namiventura.org/>
- **LAUSD School Mental Health**** – Established clinics and centers throughout the District to provide high quality direct free mental health services to students and families in conveniently located facilities which includes Valley School Mental Health Clinic (Van Nuys): http://notebook.lausd.net/portal/page?_pageid=33,1049491&_dad=ptl&_schema=PTL_EP
- **Network of Care**** – List of mental health services and programs for service members, veterans and their families: <http://losangeles.networkofcare.org/veterans/services/category.aspx?cid=33440&targetgrp=>
- **Substance Abuse and Mental Health Services Administration (SAMHSA)** - Substance Abuse Treatment Facility Locator: <https://findtreatment.samhsa.gov/TreatmentLocator/faces/geographicSearch.jspx>
- **Ventura County Behavioral Health Department*** – Provides services for youth and adults for alcohol and drugs and mental health: <http://www.vchca.org/behavioral-health>

Note: *Applies only to Ventura County; **Applies only to West San Fernando Valley. Icons from [The Noun Project](#)

Substance Use and Abuse

Description & Significance: According to World Health Organization (WHO), substance abuse refers to the harmful use of psychoactive substances, including alcohol, tobacco, prescription and illicit (marijuana, cocaine, heroin, etc.) drugs. In 2013, 24.6 million people ages 12 years and older used an illicit drug in the past month. In 2014, 16.3 million adults and an estimated 679,000 adolescents ages 12-17 had an alcohol use disorder. Nearly 88,000 people die from alcohol-related causes annually and 31% of overall driving fatalities are due to alcohol-impaired driving.

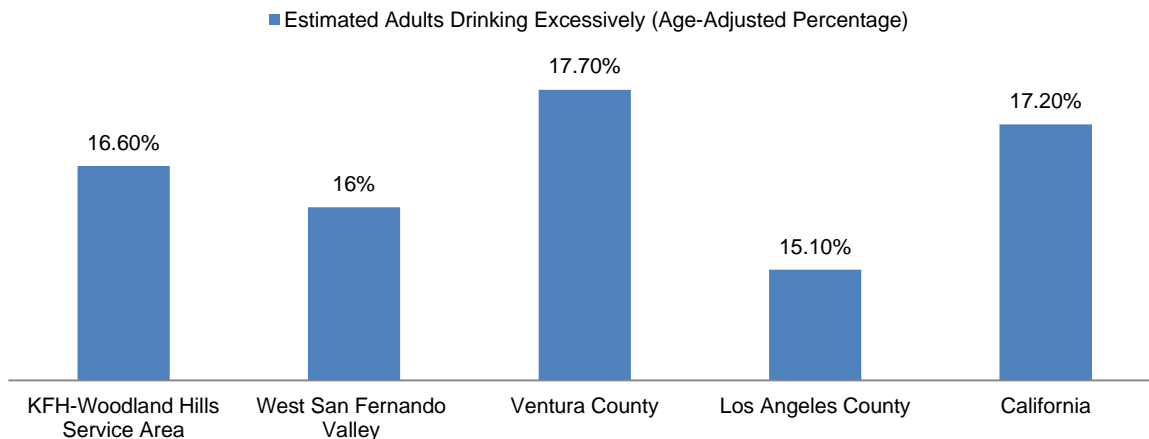
Repeated use of psychoactive substances can lead to a dependence on the drug including a strong desire to take the drug, difficulties in controlling its use, persisting in its use despite harmful consequences, a higher priority given to drug use than to other activities and obligations, increased tolerance resulting in needing a higher dose, and sometimes a physical withdrawal state. Many adverse consequences can result from substance abuse: the spread of infectious disease such as HIV/AIDs and Hepatitis C through sharing of drug paraphernalia or unprotected sex; death due to overdose; effects on unborn children of drug-using women; crime; and homelessness.

Health Outcome Statistics



Excessive alcohol consumption is a more significant health problem in Ventura County than in West San Fernando Valley in the KFH-Woodland Hills service area.

Estimated Adults Drinking Excessively (Age-Adjusted Percentage)



Source: Centers for Disease Control and Prevention, Behavioral Risk Factor Surveillance System. Accessed via the Health Indicators Warehouse. US Department of Health Human Services, Health Indicators Warehouse. 2006-12. Source geography: County

Key Health Drivers



Physical Environment

Liquor Store Access

A liquor store is a place where alcohol may be legally sold. There is evidence of a positive relationship between the number of liquor stores and excessive alcohol consumption and the related harms. The Presence of more liquor stores may increase the chances of alcohol use. The table below measures the rate per 100,000 population of number of beer, wine and liquor store access. People within the KFH-Woodland Hills Area have more liquor stores than the state, particularly Ventura County.

Number of Liquor Stores per 100,000 Population

KFH-Woodland Hills Area	West San Fernando Valley	Ventura County	Los Angeles County	California
13.73	13.52	14.82	11.41	10.02

Source: US Census Bureau, County Business Patterns. Additional data analysis by CARES. 2012. Source geography: ZCTA

Community Input



Community members shared the following concerns related to this health need:

West San Fernando Valley	Ventura County
Tobacco use “Mental health issues can contribute to drug use because individuals use drugs to self-medicate” Routine exposure to alcohol and drug messages Environments conducive to substance use (high density of alcohol outlets and low degree of job opportunities and quality education) Lack of opportunity to ask for help or assistance	Few classes on drug dependence Drugs are seen in the neighborhood Unemployment Most community members do not have insurance to pay for behavioral health care Substance abuse services for adolescents is limited

Assets & Opportunities Substance Use and Abuse



Community assets are resources within the community potentially available to meet the identified need.

- **1-800-NO-BUTTS** – California’s smokers’ helpline providing free telephone counseling, text messages and web-based referral to smokers and their loved ones. Search for nearby help by County: <http://www.nobutts.org/county-listing>
- **Alcoholics Anonymous*** – An international fellowship of men and women who share their experience, strength and hope with each other that they may solve their common problem and help

- others to recover from alcoholism: <http://aaventuracounty.org/>
- **Alcoholics Anonymous**** – An international fellowship of men and women who share their experience, strength and hope with each other that they may solve their common problem and help others to recover from alcoholism: <http://lacoaa.org/find-a-meeting/>
 - **Narcotics Anonymous*** – Offers recovery to addicts around the world by focusing on the disease of addiction rather than any particular drug: <http://www.clana.org/index.html>
 - **Narcotics Anonymous**** – Offers recovery to addicts around the world by focusing on the disease of addiction rather than any particular drug: <http://weana.org/>
 - **Los Angeles County Substance Abuse Prevention and Control (SAPC)** – Provider locator by agency name, city, or zip code:
<http://sapccis.ph.lacounty.gov/registration/providerlocator/providerdirectory2.aspx>
 - **Nicotine Anonymous** – Fellowship of men and women helping each other live their lives free of nicotine: <https://nicotine-anonymous.org/face-to-face-meetings.html>
 - **Smokefree women** – Helps with quitting smoking by providing quitting advice, tips and support specific to women’s needs, including expecting mothers: <http://women.smokefree.gov/>
 - **Smoking Cessation** – Created by the Tobacco Control Research Branch of the National Cancer Institute to help individuals quit smoking cigarettes by providing immediate assistance in the form of quitlines, LiveHelp, information, Smokefree texts, apps and publication: <http://smokefree.gov/>
 - **Substance Abuse and Mental Health Services Administration (SAMHSA)** - Substance Abuse Treatment Facility Locator:
<https://findtreatment.samhsa.gov/TreatmentLocator/faces/geographicSearch.jspx>
 - **Tobacco Control and Prevention Program Project**** – aimed to reduce smoking prevalence and decrease exposure to secondhand smoke, especially in disadvantaged communities by implementing evidence-based policies and environmental change strategies that promote tobacco cessation and smoke-free environments: <http://www.laquits.com/>

Note: *Applies only to Ventura County; **Applies only to West San Fernando Valley. Icons from [The Noun Project](#)

Economic Security

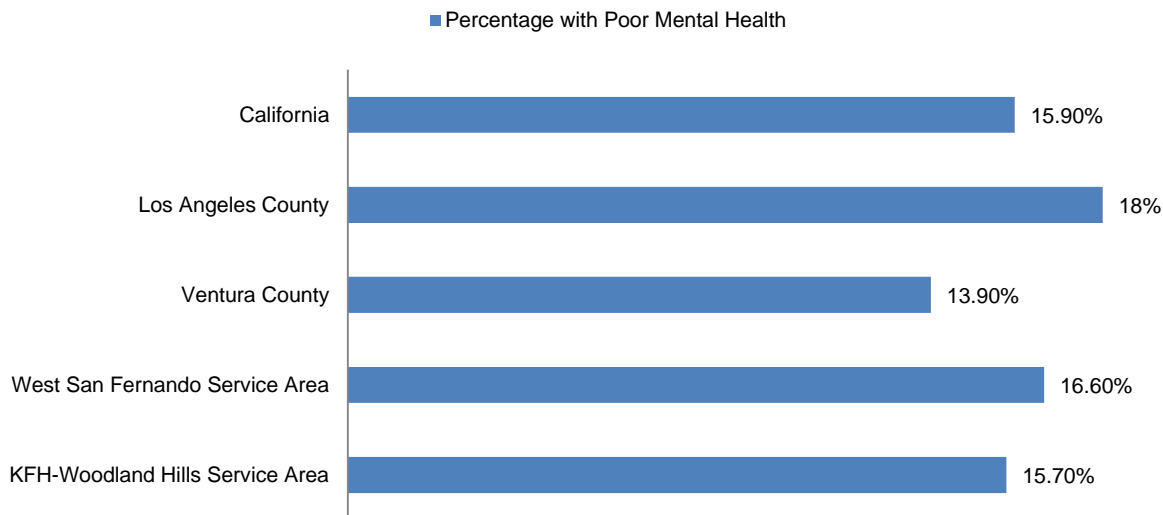
Description and Significance: More than 46 million Americans live below the poverty line and increasing unemployment is putting more families at risk for poverty. Studies suggest that loss of job and economic distress decrease mental and physical health and reduce the ability to access basic needs. Data shows that in 2011, 48.8 million Americans, including 16.2 million children are struggling against hunger. And although millions of people have gained health coverage under the Affordable Care Act (ACA), over 32 million individuals under age 65 years remained uninsured in 2014. Studies demonstrate that the uninsured are less likely to receive preventive care services and recommended for major health conditions and chronic diseases. In 2014, 27% of uninsured adults went without needed care due to cost.

Health Outcome Statistics



The chart below indicates a high percentage of adults in the KFH-Woodland Hills service area that self-report having poor mental health, slightly below the state rate.

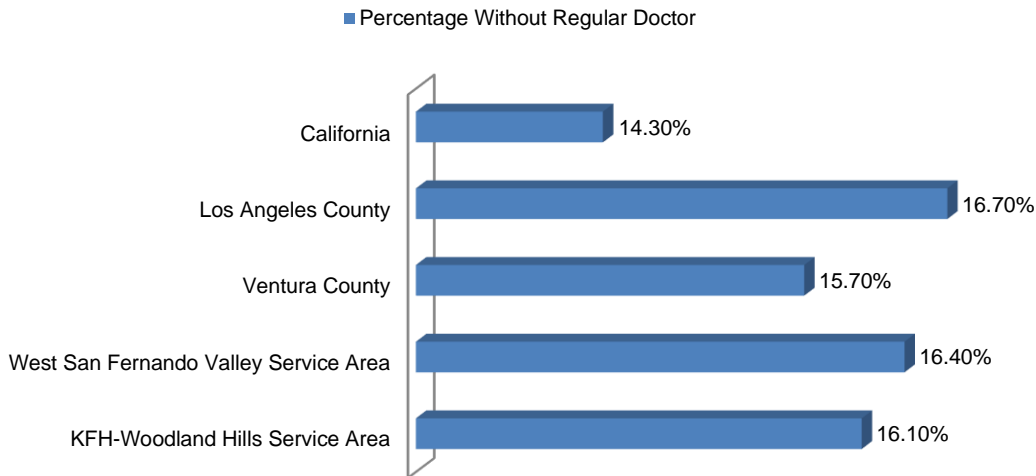
Percentage Adult Population with Poor Mental Health



Source: University of California Center for Health Policy Research, California Health Interview Survey. 2013-14.
Source geography: County (Grouping)

There are significantly more individuals in the KFH-Woodland Hills service area without a consistent source of primary healthcare compared to the state.

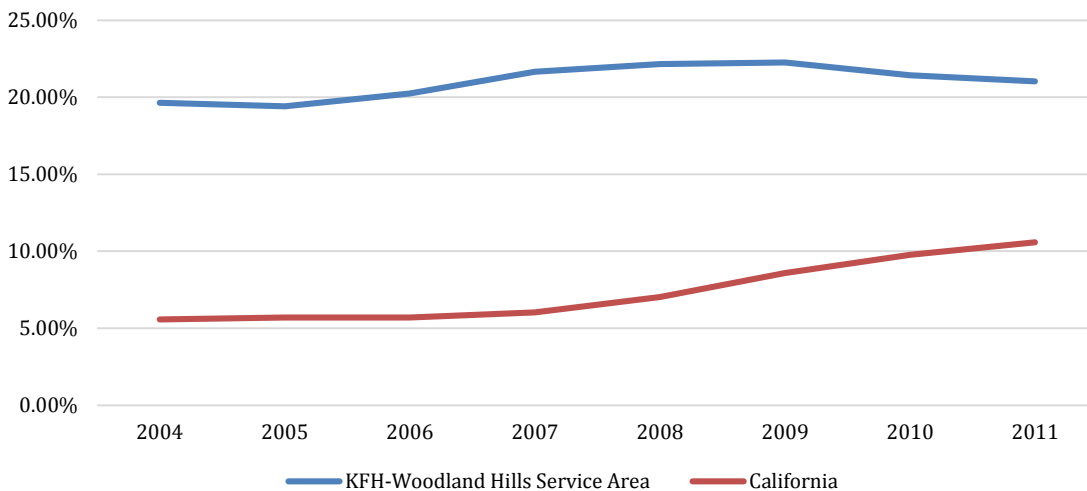
Percentage Without Regular Doctor



Source: University of California Center for Health Policy Research, California Health Interview Survey. 2011-12. Source geography: County (Grouping)

The national supplemental nutrition assistance program (SNAP) offer nutrition assistance to millions of eligible low-income individuals and families (130% of the federal poverty level) and provides economic benefits to communities. For over 8 years, more individuals in the KFH-Woodland Hills service area consistently receive SNAP benefits to supplement their food purchases thereby indicating a high population of low-income individuals.

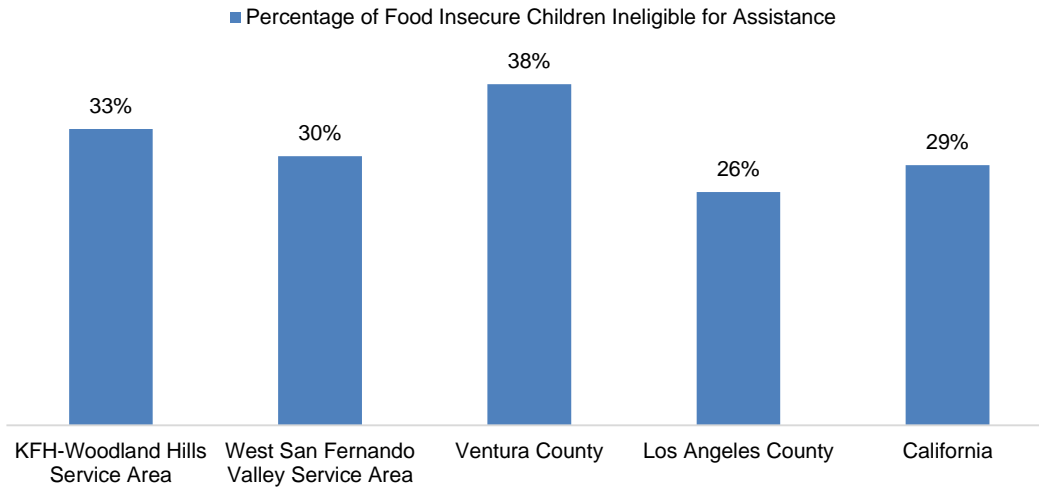
Percent Population Receiving SNAP Benefits by Year, 2004-2011



Source: US Census Bureau, Small Area Income Poverty Estimates. 2011. Source geography: County

An estimated 14% of American households were food insecure at least some time during 2014 which means they lacked access to enough food for an active, healthy life for all household members. Despite availability of SNAP and other government aid programs, many children live in food insecurity because the household income does not meet the eligibility requirements.

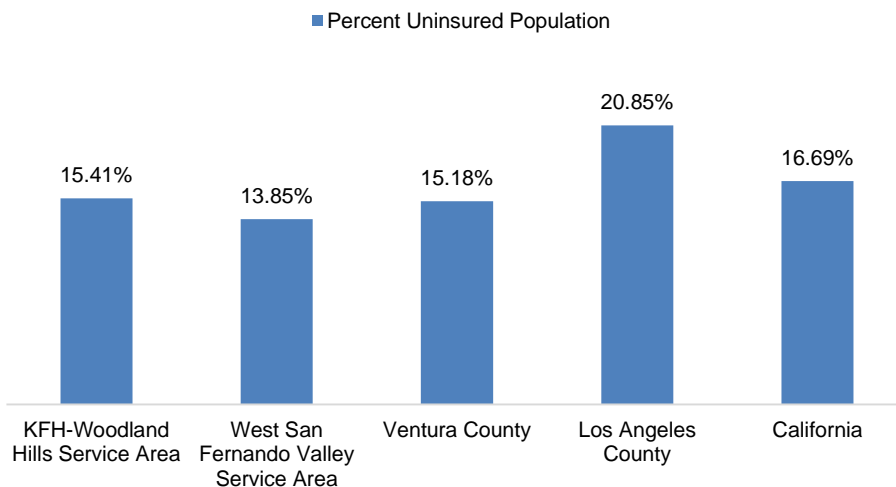
Percentage of Food Insecure Children Ineligible for Assistance



Source: Feeding America. 2013. Source geography: County

Although there are fewer uninsured people in the KFH-Woodland Hills service area compared to the state, the rate is far from meeting the healthy people 2020 goal of zero percent.

Percent Uninsured Population



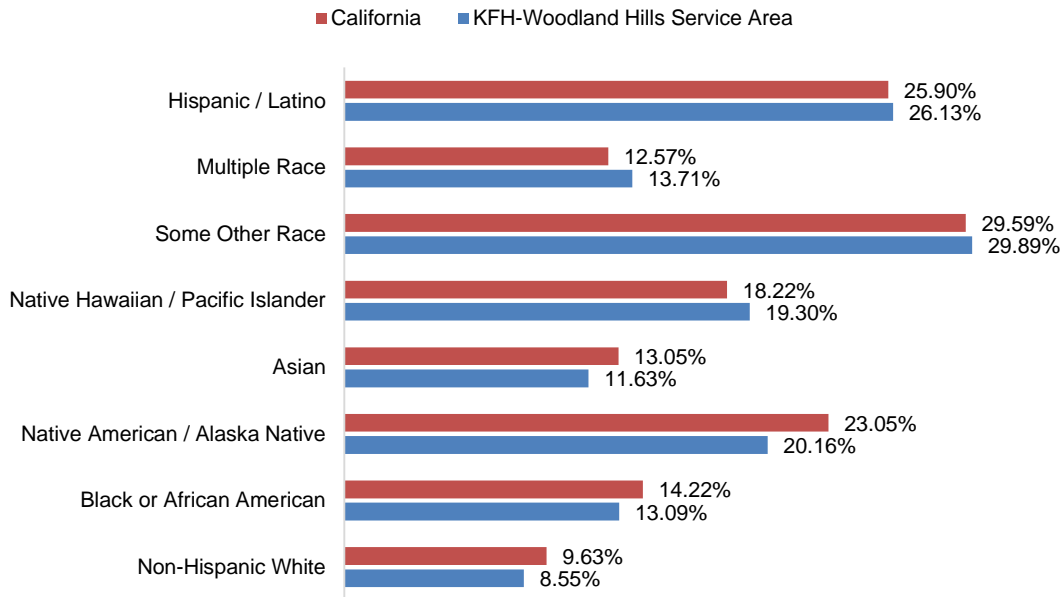
Source: US Census Bureau, American Community Survey. 2010-14. Source geography: Tract

Health Disparities



Similar to the state, Hispanic/Latinos are more likely than other races to be insured. As a result, they may be more likely to have lower health outcomes compared to the other races.

Uninsured Population by Race Alone, Percent



Source: US Census Bureau, American Community Survey. 2010-14. Source geography: Tract

Key Health Drivers



Social & Economic

Unemployment Rate

Falling incomes and less secure jobs contribute to homelessness. Low-income workers are at particular risk of losing their homes as it becomes difficult to support their families. Displaced workers face difficulty finding new employment and when they do find work, their new wages are likely to be less than the ones they lost.

Unemployment Rate of Population 16 and Older

KFH-Woodland Hills Area	West San Fernando Valley	Ventura County	Los Angeles County	California
6.7%	7.1%	6.2%	7.5%	6.8%

Source: US Department of Labor, Bureau of Labor Statistics. 2015 - December. Source geography: County



Physical Environment

Head Start Program Facilities

Research indicates that living in poverty in early childhood is associated with less than average rates of school completion and lower than average academic performance beginning from kindergarten. The higher the level of education, the more earnings increased. One of the many purposes of head start programs is to promote school readiness among young children from low-income families. The table below indicates there are fewer Head Start facilities in the medical center service area than the state indicating that low-income families in the service area are less likely to have opportunities for these programs.

Head Start Programs Facilities Rate, Per 10,000 Children Under Age 5

KFH-Woodland Hills Area	West San Fernando Valley	Ventura County	Los Angeles County	California
3.11	1.59	3.98	7.17	6.34

Source: US Department of Health Human Services, Administration for Children and Families. 2014. Source geography: Point

Community Input



Community members shared the following concerns related to this health need:

West San Fernando Valley	Ventura County
Discrimination against sexual orientation makes it harder to secure employment Poverty and socio-economic status limits access to care and community resources Lack of educational attainment Unemployment results in homelessness and unstable housing	Need to engage non-traditional stakeholders to increase educational attainment Children to need to receive higher quality education in order to increase their economic opportunities Support parents in early child development because verbal, learning and communications skills are mostly learned before the start of schooling Poverty is a big problem resulting in lack of affordable housing, lack of transportation options, lack of social and community support, lack of investment in the community and priorities Unemployment is perpetuating poverty

Assets & Opportunities Economic Security



Community assets are resources within the community potentially available to meet the identified need.

- **EDD** – job search assistance
- **Ventura Rescue Mission**** - lighthouse for women and children, meals, clothing assistance, programs for men <http://venturacountyrescuemission.com/index.php/en/>
- **Resources for Homeless People in Western Ventura County**** - this is a resource directory with phone numbers and addresses for alcohol & drug services, Calworks, General Relief, CalFresh, Medi-Cal, bus, campground, children services, citizenship/immigration, disabled services, housing, shelters, showers/toilets, meals, medical and mental health services, transportation, domestic violence, employment and job training etc.
- **Department of Social Services** – Employment, cash aid, food, residential care, day care, in-home care, adoption, foster care, refugee services. <http://www.dss.cahwnet.gov/cdssweb/PG181.htm>
- **Salvation Army** – alcohol & drug rehabilitation, health services, homeless services, veterans & senior services http://www.salvationarmy-socal.org/southern-california/LA_County#sanfernandovalley
- **Veteran Affairs** – veteran services, prescription refills, crisis prevention, mental health, PTSD,
- Catholic Charities – food services, homeless prevention, job training, legal assistance, medical counseling, parenting workshops, substance abuse support, recovery, assist immigrants and refugees. <http://catholiccharitiesla.org/what-we-do/assist-immigrants-and-refugees-2/>
- **San Fernando Santa Clarita Valleys Homeless Coalition*** - coalition of agencies that provide homeless services in San Fernando and Santa Clarita Valleys come together to share resources and services they provide. Housing, mental health, homeless services www.lafh.org
- **California Department of Rehabilitation*** - Homeless Resources for San Fernando: includes homeless service providers such as government agencies, food banks, homeless shelters/housing, hospitals, mental health agencies, job training, churches, mental health providers, Red Cross, sober living, drug & alcohol services, domestic violence, legal services and senior citizen services in San Fernando Valley. www.dor.ca.gov/GreaterLosAngeles/index.asp
- **Ventura Human Services Agency**** – cash aid, food and nutrition, medical services, foster services, homeless issues, job training, covered Ventura county <http://www.ventura.org/human-services-agency/human-services-agency>
- **Chrysalis** – help find jobs, job training, and job fairs. <http://www.changelives.org/events/>
- **Van Nuys-North Sherman Oaks WorkSource Center*** - lists nearby unemployment office locations. <http://www.countyoffice.org/van-nuys-north-sherman-oaks-worksource-center-los-angeles-ca-f8a/>
- **Workforce Ventura County**** - employment resources, training, disabled and veteran job seeker help. <http://www.workforceventuracounty.org/>

Note: *Applies only to Ventura County; **Applies only to West San Fernando Valley. Icons from [The Noun Project](#)

Access to Primary Healthcare

Description & Significance: Primary care providers, such as family physicians, internists, or pediatricians are often the first contact with the health care system. They diagnose and treat common illness before they become serious and help patients manage chronic conditions. They offer preventive services such as flu shots, cancer screenings and education on health behaviors. Without access to regular primary care providers, people can end up in emergency rooms and often are admitted to the hospital. Good access to primary care increases life expectancy, prevents disability and reduces absences from work and schools.

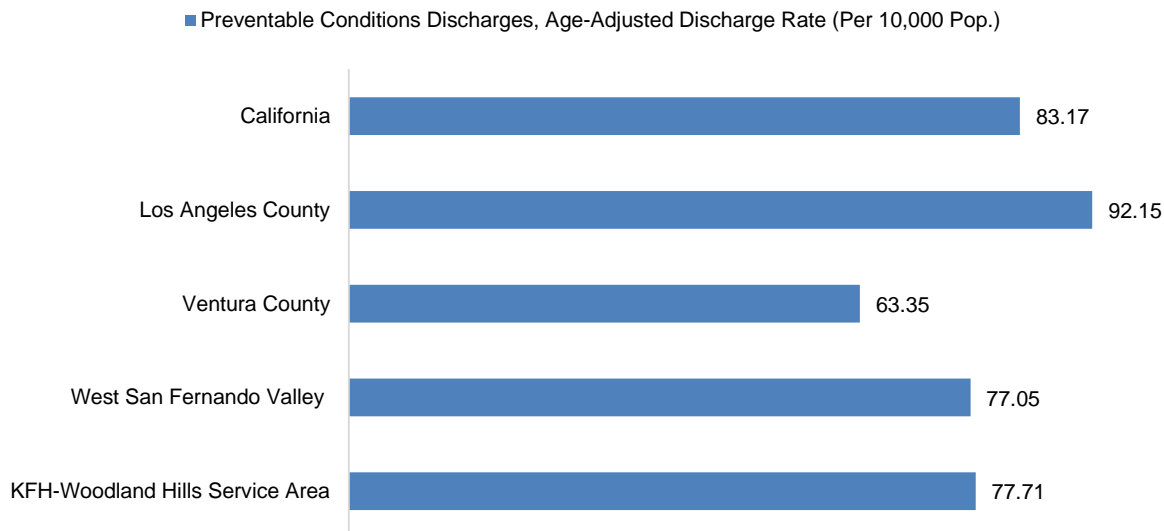
Since the Affordable Care Act (ACA) was passed in 2010, 16.4 million uninsured people have gained insurance coverage. Since 2013, the uninsured rate has declined 9.2% for African Americans and 12.3% for Hispanic/Latinos.

Health Outcome Statistics



The chart below indicates the number of conditions that are ambulatory care sensitive (ACS). ACS conditions include pneumonia, dehydration, asthma, diabetes, and other conditions which could have been prevented if adequate primary care resources were available and accessed by those patients. In the KFH-Woodland Hills service area, 114.55 hospital admissions area attributed to preventable causes.

Preventable Conditions Discharges, Age-Adjusted Discharge Rate (Per 10,000 Pop.)



Source: California Office of Statewide Health Planning and Development, OSHPD Patient Discharge Data. Additional data analysis by CARES. 2011. Source geography: ZIP Code

Health Disparities



The table below displays that men are less likely to visit primary care physicians than women. Additionally, Latinos are less likely than other races to have a consistent primary care physician. Therefore, it is likely that these groups' first access to care may be through the emergency room.

Population without Consistent Source of Primary Care by Sex and Race/Ethnicity

	KFH-Woodland Hills Service Area	West San Fernando Valley	Ventura County	Los Angeles County	California
Male	19.81%	19.83%	19.7%	19.9%	16.95%
Female	13%	13.24%	12.5%	13.6%	11.63%
White	9.15%	9.52%	8.65%	10.34%	9.99%
African American	10.08%	10.08%	no data	10.08%	11.03%
Hispanic	23.03%	22.05%	25.07%	20.7%	19.27%
Other race	15.85%	17.06%	12.66%	18.46%	13.85%

Source: University of California Center for Health Policy Research, California Health Interview Survey. 2011-12.

Source geography: County (Grouping)

Key Health Drivers



Physical Environment

Health Professional Shortage Area – Primary Care

Access to primary care physicians is associated with health status. A higher number of physicians increase the likelihood of accessing preventive care and disease management. A high percentage of individuals in Ventura have less access to primary care physicians than the rest of the KFH-Woodland Hills service area.

Percentage of Population Living in a Primary Care Health Professional Shortage Area

KFH-Woodland Hills Area	West San Fernando Valley	Ventura County	Los Angeles County	California
22.20%	0%	37.79%	31.35%	25.18%

Source: US Department of Health Human Services, Health Resources and Services Administration, Health Resources and Services Administration. March 2015. Source geography: HPSA

Access to Primary Care

There are significantly fewer physicians and a high rate of individuals with no regular doctor in the KFH-Woodland Hills service area compared to the state as illustrated in the tables below significantly reducing their access to primary care services.

Rate of Primary Care Physicians per 100,000 Population

KFH-Woodland Hills Area	West San Fernando Valley	Ventura County	Los Angeles County	California
72.8	72.5	73.4	72	77.2

Source: US Department of Health Human Services, Health Resources and Services Administration, Area Health Resource File. 2012. Source geography: County

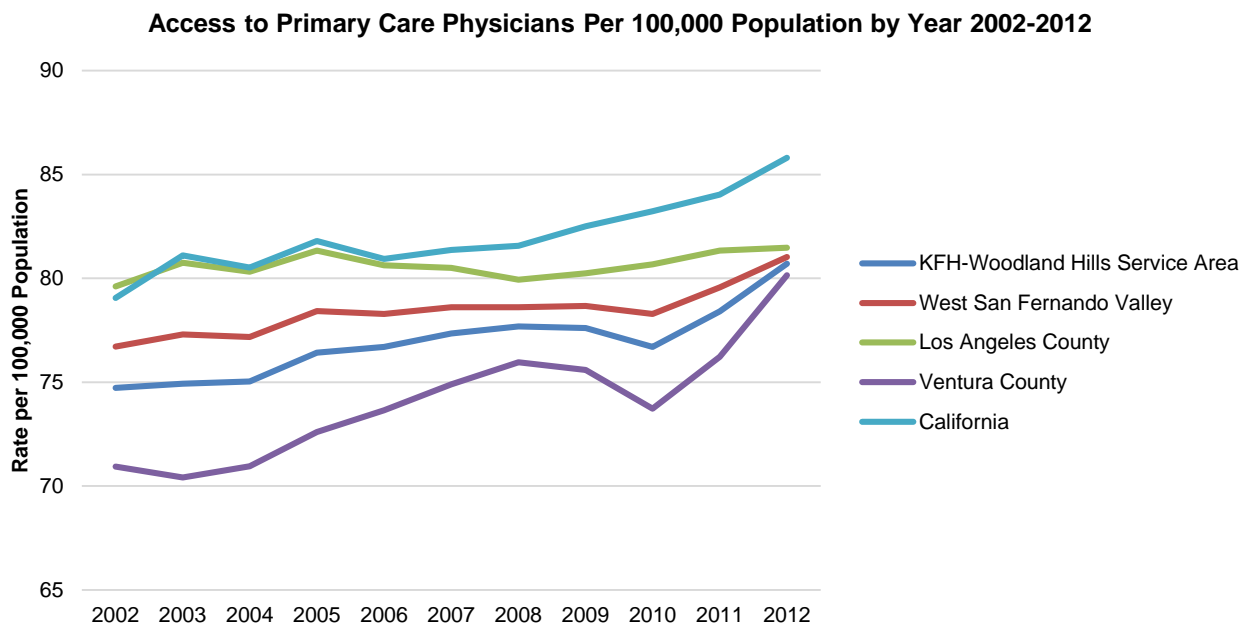
Lack of a Consistent Source of Primary Care

Percentage of Population without a Regular Doctor

KFH-Woodland Hills Area	West San Fernando Valley	Ventura County	Los Angeles County	California
16.10%	16.40%	15.70%	16.70%	14.30%

Source: University of California Center for Health Policy Research, California Health Interview Survey. 2011-12. Source geography: County (Grouping)

Over the course of 10 years, the number of primary care physicians in the KFH-Woodland Hills service area has increased likely due to the passing of the Affordable Care Act in 2010. This act made affordable health insurance more accessible to a larger percentage of the population through Medi-Cal expansion, opening the insurance marketplace and subsidizing health insurance costs for individual and families who qualify.



Source: US Department of Health Human Services, Health Resources and Services Administration, Area Health Resource File. 2012. Source geography: County

Community Input



Community members shared the following concerns related to this health need:

West San Fernando Valley	Ventura County
<p>“It is stressful when someone is trying to get healthcare services and is having difficulty navigating the system”</p> <p>Unable to take time off from work</p> <p>Lack insurance</p> <p>Lack of available primary care providers</p> <p>Limited availability of physicians leading to increased wait times</p> <p>Cannot afford health care when unemployed</p> <p>Poor health care access for undocumented individuals</p> <p>Lack of providers who accept Medi-Cal</p> <p>Poverty</p> <p>Unaffordable health coverage</p> <p>Unable to pay co-pays</p> <p>Health services are too far away</p> <p>Lack of education about the importance of primary care</p> <p>More community clinics and Federally Qualified Health Centers (FQHCs) are needed in the San Fernando Valley</p> <p>“Full Plate Syndrome”: Community residents have so many issues and concerns to be address regarding their day-to-day survival that maintenance of good health is a low priority</p>	<p>Under-insured</p> <p>Complex health care system</p> <p>Transportation is expensive</p> <p>Lack of regular checkup because of lack of insurance</p> <p>Insurance is too expensive when offered</p> <p>Difficult to get appointments</p> <p>Limited referrals with Medi-Cal</p> <p>Long wait times in clinics and ER</p> <p>Lack of compassion from doctors to patients (rushed appointments, poor communication and little attention paid)</p> <p>Lack of transportation options</p> <p>Lack of health personnel that speak the clients’ language</p> <p>Lack of qualified personnel</p> <p>Language and cultural barriers</p> <p>Lack of finances and transportation</p> <p>Long work hours prevents making doctor’s appointment</p> <p>Increase the number of clinics to reduce wait time</p> <p>Extend weekday hours and increase weekend hours</p> <p>Limited services available for undocumented population</p>

Asset & Opportunities for Access To Primary Healthcare



Community assets are resources within the community potentially available to meet the identified need.

- **211 LA County**** - A resource link to programs and services available in the county. Service categories include housing, food, income, health care, mental health, substance abuse and transportation: <https://www.211la.org/>
- **211 Ventura Health Care*** - A resource link to programs and services available in the county. Service categories include housing, food, income, health care, mental health, substance abuse and transportation. The list can be modified by city and zip code and many services are available in multiple languages; <http://www.211ventura.org/>
- **Covered California** - Help Californians buy low-cost health insurance coverage. Those who qualify may get federal assistance to buy private insurance at a discount or get health insurance through Medi-Cal; <http://www.coveredca.com/>

- **Health Care for Kids & Ace for Kids Program* B-** Health care assistance programs available to children from eligible families living in Ventura County; <http://www.vchca.org/public-health/health-care-for-kids-ace>
- **LAUSD Health and Wellness Policy**** – A comprehensive health and wellness plan that encompasses nutrition services, physical education, health education, health services, mental health and social services, to ensure students can learn to make healthy choices for lifelong health and improve learning readiness and academic success among students: <http://achieve.lausd.net/healthandwellness>
- **Los Angeles County Department of Health Services**** – Provides several no-cost and low-cost programs at county medical facilities, including ability to pay, pre-payment plan, mental health services, child delivery plan, discount payment plan, and dialysis, post-polio and tuberculosis plans: https://dhs.lacounty.gov/wps/portal/dhs!/ut/p/b1/04_SjzQ0NzYxNDY3MTXQj9CPykssy0xPLMnMz0vMAfGjzOLdDAwM3P2dgo3cXf0MDBwNwKx9DM3MjQy8DPTD9aMIKcmN8nIEAJ1y8rQ!/
- **My Health LA**** – Provides primary care at no cost to eligible residents of LA County. MHLA is not an insurance but a health care program for the uninsured and un-insurable residents of the county: <https://dhs.lacounty.gov/wps/portal/dhs/coverageoptions/myhealthla>
- **The L.A. Trust Wellness Centers**** – A collaboration between LAUSD Student Health and Human Services Division, the Joint Use Development Program and the L.A. Trust to increase access to vital health and mental health services, wellness promotion, and health career options: <http://thelatrust.org/wellness-centers/>

Note: *Applies only to Ventura County; **Applies only to West San Fernando Valley. Icons from [The Noun Project](#)

Cancers

Description & Significance: The human body is made up of trillions of cells. Normally, these cells grow, divide into new cells and when old or damaged die. Cancers occur when this normal process breaks down. Old and damaged cells continue to divide without stopping and grow into a tumor. Cancer cells are malignant and so can spread into or invade nearby and distant tissues. When removed, cancers cells may re-grow. Cancer can grow in any body tissue, including breast, lung, skin, colon, prostate, blood etc.

Cancer mortality rate has been decreasing in the nation since the early 1990s. The 2016 Annual report to the Nation on the Status of Cancer state that from 2003 to 2012, cancer death rates have declined on average 1.8% per year among men, 1.4% per year among women and 2% per year among children 0-19 years. Many cancers are associated with behavioral causes. More than 3% of cancer deaths (3.5%) are alcohol-related including breast, and colon and rectum cancers. And 4% of new cancer cases in men and 7% in women are associated with obesity including colon and rectum, breast. About 80% of lung cancer are cause by tobacco smoking and other by secondhand smoking.

Health Outcome Statistics

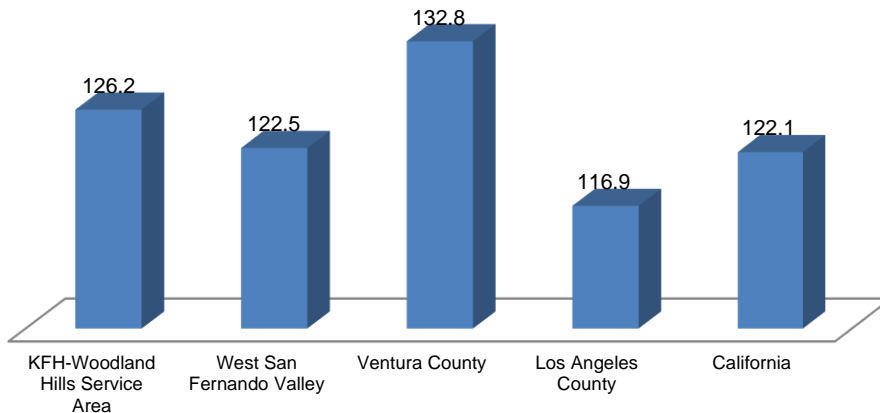


The rates of new cases of cancers in the KFH-Woodland Hills service area either exceed or are slightly less than those of the state.

Breast Cancer

Breast Cancer Incidence Rate

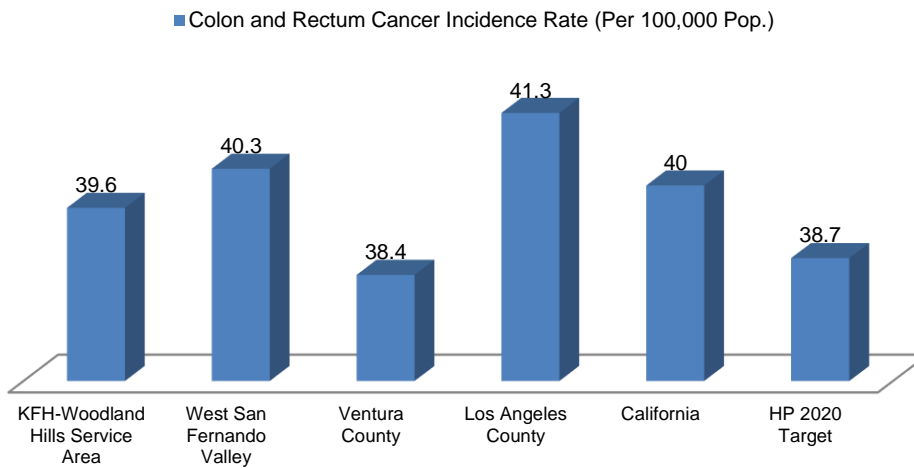
■ Breast Cancer Incidence Rate (Per 100,000 Pop.)



Source: National Institutes of Health, National Cancer Institute, Surveillance, Epidemiology, and End Results Program. State Cancer Profiles. 2008-12. Source geography: County

Colon and Rectum Cancer (Colorectal Cancer)

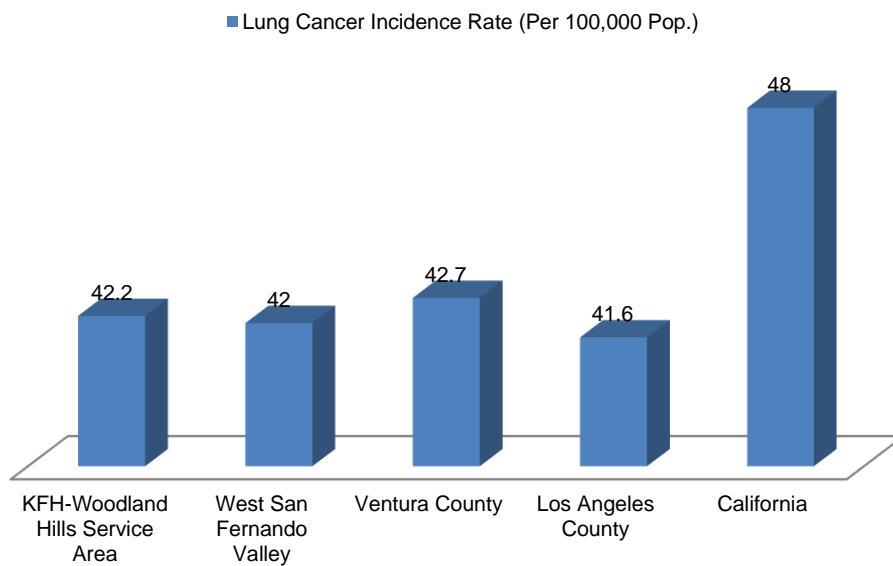
Colon and Rectum Cancer Incidence Rate (Per 100,000 Pop.)



Source: National Institutes of Health, National Cancer Institute, Surveillance, Epidemiology, and End Results Program. State Cancer Profiles. 2008-12. Source geography: County

Lung Cancer

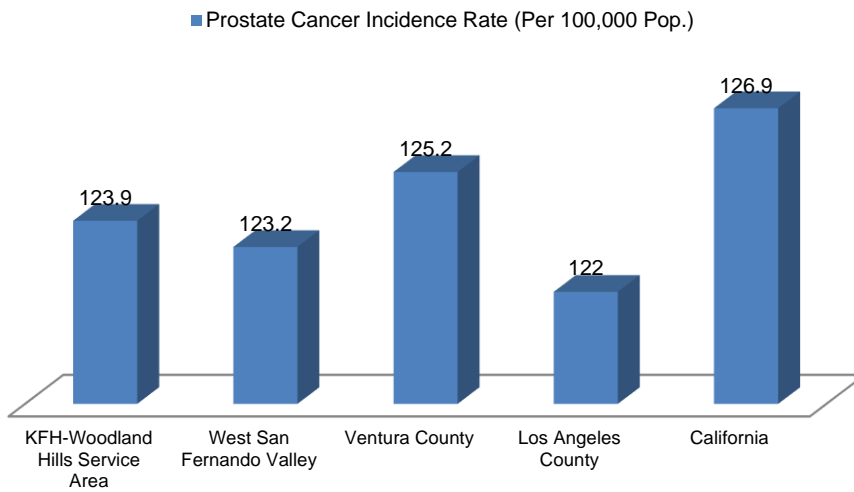
Lung Cancer Incidence Rate (Per 100,000 Pop.)



Source: National Institutes of Health, National Cancer Institute, Surveillance, Epidemiology, and End Results Program. State Cancer Profiles. 2008-12. Source geography: County

Prostate Cancer

Prostate Cancer Incidence Rate (Per 100,000 Pop.)



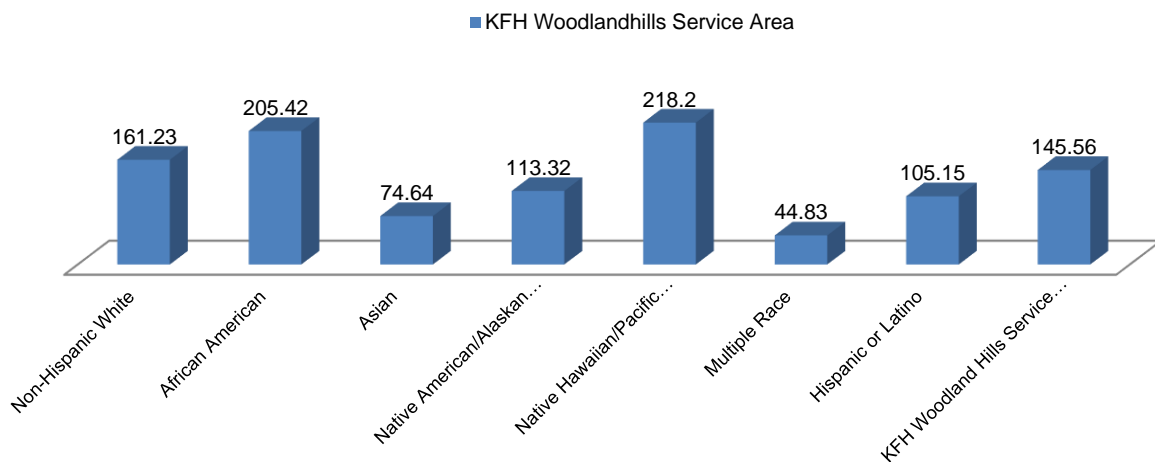
Source: National Institutes of Health, National Cancer Institute, Surveillance, Epidemiology, and End Results Program. State Cancer Profiles. 2008-12. Source geography: County

Health Disparities



Cancer Mortality: The graph below displays that overall Native Hawaiians/Pacific Islanders, African Americans, and Whites die of cancer at a higher rate respectively than other ethnic groups in the KFH-Woodland Hills Service Area (145.56 per 100,000 population).

Cancer Mortality Rates in KFH-Woodland Hills Service Area by Race/Ethnicity, Per 100,000 Population



Source: University of Missouri, Center for Applied Research and Environmental Systems. California Department of Public Health, CDPH - Death Public Use Data. 2010-12. Source geography: ZIP Code

Breast Cancer

Breast cancer is the most common cancer in women following skin cancer in the United States. It occurs in both men and women, but it is very rare in men. Most new cases in the KFH-Woodland Hills service area are among White and African American ethnic groups.

New Cases of Breast Cancer in the KFH-Woodland Hills Service Area by Race/Ethnicity per 100,000 Population, Age-Adjusted

Report Area	White	African American	Asian / Pacific Islander	American Indian / Alaskan Native	Hispanic or Latino
KFH-Woodland Hills Area	130.4	123.3	98.3	17	88.7

Source: National Institutes of Health, National Cancer Institute, Surveillance, Epidemiology, and End Results Program. State Cancer Profiles. 2008-12. Source geography: County

Colon and Rectum Cancer

Colorectal cancer is the third most common type of cancer in men and women in the United States. Deaths from colorectal cancer have decreased with the use of colonoscopies and fecal occult blood tests (checks for blood in the stool). African Americans account for the most number of new cases in the KFH-Woodland Hills service area.

New Cases of Colorectal Cancer in the KFH-Woodland Hills Service Area by Race/Ethnicity per 100,000 Population, Age-Adjusted

Report Area	White	African American	Asian / Pacific Islander	American Indian / Alaskan Native	Hispanic or Latino
KFH-Woodland Hills Area	38.8	53.3	36.9	6.8	34.1

Source: National Institutes of Health, National Cancer Institute, Surveillance, Epidemiology, and End Results Program. State Cancer Profiles. 2008-12. Source geography: County

Lung Cancer

Lung cancer is the leading cause of cancer death in the United States among both men and women. Tobacco smoking is the most common cause of lung cancer. African Americans account for the most number of new cases in the KFH-Woodland Hills service area.

New Cases of Lung Cancer in the KFH-Woodland Hills Service Area by Race/Ethnicity per 100,000 Population, Age-Adjusted

Report Area	White	African American	Asian / Pacific Islander	American Indian / Alaskan Native	Hispanic or Latino
KFH-Woodland Hills Area	42.9	56.2	32.2	5.6	24.3

Source: National Institutes of Health, National Cancer Institute, Surveillance, Epidemiology, and End Results Program. State Cancer Profiles. 2008-12. Source geography: County

Prostate Cancer

Prostate cancer is the most common cancer among men in the United States following skin cancer and is the second leading cause of cancer death among men. Prostate cancer occurs more often in African-American men and they are more likely to die from the disease than men from other ethnic groups. African Americans account for the most number of new cases in the KFH-Woodland Hills service area.

New Cases of Prostate Cancer in the KFH-Woodland Hills Service Area by Race/Ethnicity per 100,000 Population, Age-Adjusted

Report Area	White	African American	Asian / Pacific Islander	American Indian / Alaskan Native	Hispanic or Latino
KFH-Woodland Hills Area	116.7	189.5	64.8	19.8	106.9

Source: National Institutes of Health, National Cancer Institute, Surveillance, Epidemiology, and End Results Program. State Cancer Profiles. 2008-12. Source geography: County

Key Health Drivers



Physical Environment

Liquor Store Access

The risks for cancer include exposure to chemicals or other substances, things people cannot control like age, genetics, and family history, as well as certain behaviors like diet, alcohol consumption and tobacco use. Drinking alcohol excessively can increase the risk for cancers of the mouth, throat, and breast. Tobacco use is a risk for cancers of the lung, throat, liver, colon and rectum, and stomach. Aside from causing other conditions like heart disease, type II diabetes, and high blood pressure, a poor nutritional diet and physical inactivity can increase risk for cancers of the breast, colon and rectum, esophagus, kidney, and gallbladder. The table below indicates the number of liquor stores per 100,000 population which is related to access to alcohol, tobacco and foods with low nutrition.

Number of Liquor Stores per 100,000 Population

KFH-Woodland Hills Area	West San Fernando Valley	Ventura County	Los Angeles County	California
13.73	13.52	14.82	11.41	10.02

Source: US Census Bureau, County Business Patterns. Additional data analysis by CARES. 2012. Source geography: ZCTA



Clinical Care

Cancer Screenings

Checking for cancer or for conditions that may become cancer in people who show no symptoms is called screening. Screening can help doctors find and treat several types of cancer early. Early detection is important because when abnormal tissue or cancer is found early, it may be easier to treat.

By the time symptoms appear, cancer may have begun to spread and is harder to treat. The tables below show how well the population in KFH-Woodland Hills Medical Center service area are being screened for certain types of cancers.

Percent Population that Received Mammogram to Screen for Breast Cancer

KFH-Woodland Hills Area	West San Fernando Valley	Ventura County	Los Angeles County	California
58.4%	57%	60.5%	54%	59.3%

Source: Dartmouth College Institute for Health Policy Clinical Practice, Dartmouth Atlas of Health Care. 2012. Source geography: County

Percent Population that Received Sigmoid/Colonoscopy to Screen for Colon and Rectum Cancer

KFH-Woodland Hills Area	West San Fernando Valley	Ventura County	Los Angeles County	California
56.4%	55.5%	58.1%	54%	57.9%

Source: Centers for Disease Control and Prevention, Behavioral Risk Factor Surveillance System. Accessed via the Health Indicators Warehouse. US Department of Health Human Services, Health Indicators Warehouse. 2006-12. Source geography: County

Community Input



Community members shared the following concerns related to this health need:

West San Fernando Valley	Ventura County
Low screenings Poor diet due to high consumption of unhealthy foods Tobacco use Lack of exercise Lack of insurance prevents screenings Lack of primary care providers available	Lack of access to nutritious food Lack of physical activity Smoking Pollution Lack of policies and regulation regarding pesticides Pesticide deposits in soil and groundwater

Assets & Opportunity for Cancers



Community assets are resources within the community potentially available to meet the identified need.

- **American Cancer Society** – Has free programs and services to help people with cancer and their loved ones understand cancer, manage their lives through treatment and recovery, and find the emotional support they need: <http://www.cancer.org/treatment/supportprogramsservices/index>
- **American College of Surgeons** – Search for cancer centers by name, city, or zip code: <https://www.facs.org/search/cancer-programs>

- **Breast and Cervical Treatment Program (BCCTP)**** – Covers breast or cervical cancer detection, follow-up care and treatment for low income families: <https://dhs.lacounty.gov/wps/portal/dhs/healthcoverageoptions/other/cancerdetection/bcctp>
- **City of Hope** – Comprehensive research and treatment center for cancer, diabetes and other life-threatening disease: <http://www.cityofhope.org/homepage>
- **Healthy Class**** – Search for articles, apps, medication and health information, classes and educational events for chronic diseases in the San Fernando Valley area. Most classes are held at hospitals or clinics and cover disease prevention, management, diet and meal planning: <http://www.healthyclass.com/site-map/california/san-fernando-valley/diabetes>
- **UCLA Cancer Care Locations** – Facilitated through UCLA Health, these centers offer cancer care in clinics and hospital: <http://www.cancer.ucla.edu/patient-care/receiving-clinical-care/cancer-care-locations>
- **Ventura County Mobile Mammogram Program*** – Provides screening to women and men in the community setting: <http://www.vchca.org/docs/public-info-office/mobile-mammography-program-brochure-english.pdf?sfvrsn=0>.

Note: *Applies only to Ventura County; **Applies only to West San Fernando Valley. Icons from [The Noun Project](#)

Heart Disease

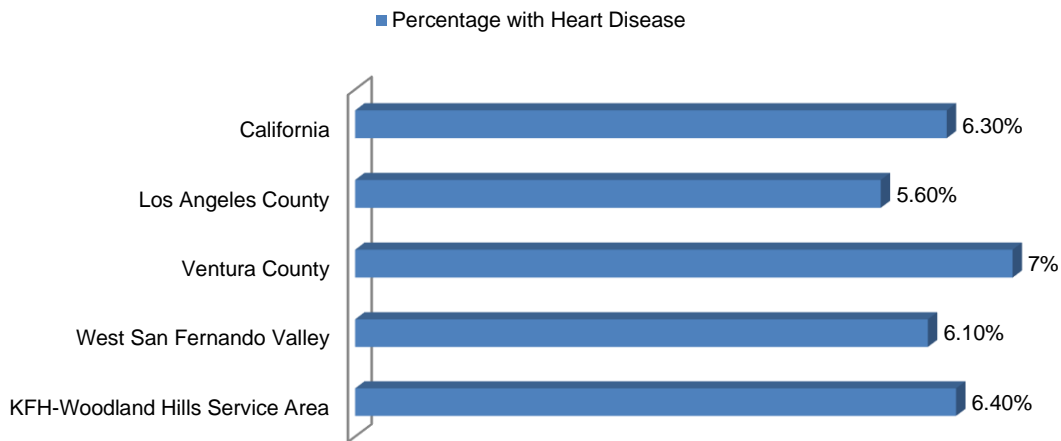
Heart disease is the leading cause of death in both men and women in the United States including most racial/ethnic groups including African American, Hispanics/Latinos and White/Caucasian. About 1 in every 4 American die from heart disease each year. The main risk factors for heart disease are high blood pressure, high cholesterol and smoking and about 49% of Americans have at least one of these three risk factors. Fortunately, in some cases, it is preventable. High blood pressure, high cholesterol, cigarette smoking, diabetes, poor diet and physical inactivity, and being overweight or obese can contribute to heart disease. Over time, these related health behaviors and conditions can cause changes in the heart and blood vessels leading to heart attacks, heart failure and strokes.

Health Outcome Statistics



The number of people diagnosed with heart disease in the KFH-Woodland Hills service area exceeds that of the state, particularly in Ventura County.

Percentage with Heart Disease



Source: University of California Center for Health Policy Research, California Health Interview Survey, 2011-12. Source geography: County (Grouping)

Heart Disparities



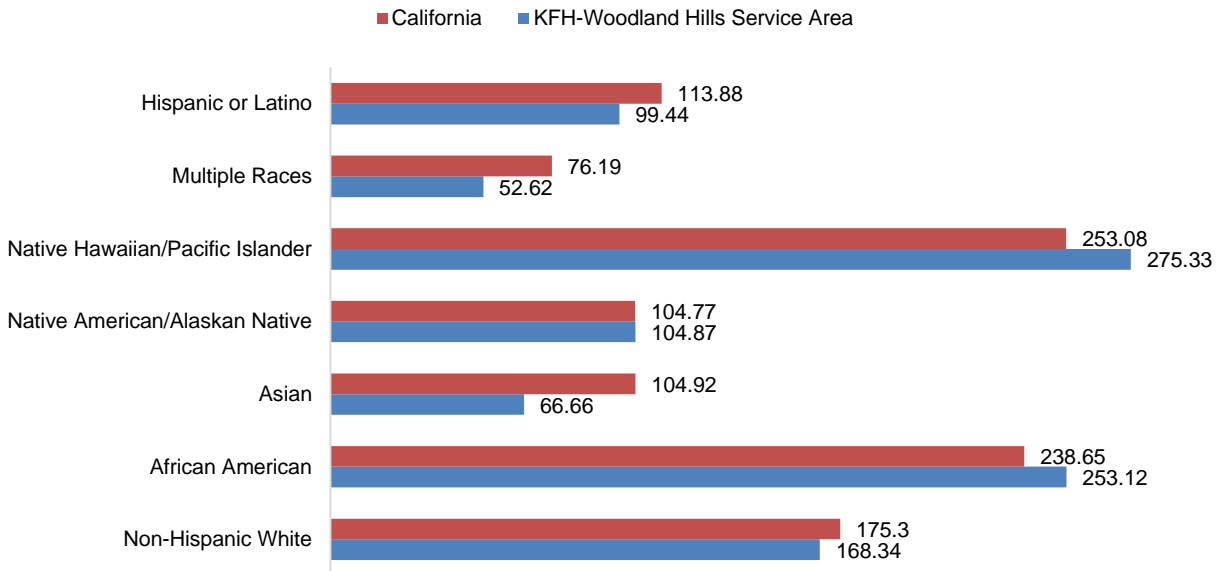
Men are more likely to have heart disease compared to women in KFH-Woodland Hills Medical Center's service area. And while Whites are more likely to be diagnosed with heart disease, Native Hawaiians/Pacific Islanders and African Americans are more likely to die from heart disease compared to the other races in both the medical center and California.

Adults Ever Diagnosed with Heart Disease

Male	8.66%
Female	4.23%
White	8.58%
African American	6.12%
Latino	4.28%
KFH-Woodland Hills Area	6.40%

Source: University of California Center for Health Policy Research, California Health Interview Survey, 2011-12. Source geography: County (Grouping)

Heart Disease Mortality Per 100,000 Population (Age-Adjusted) by Race/Ethnicity



Source: University of Missouri, Center for Applied Research and Environmental Systems. California Department of Public Health, CDPH - Death Public Use Data. 2010-12. Source geography: ZIP Code

Key Health Drivers



Health Behaviors

Physical Inactivity (Adults)

Lack of physical activity has been shown to be a risk factor for heart disease and other conditions like high blood pressure, heart disease, diabetes, certain cancers and other conditions

Percent of Adults who Perform No Leisure Time Physical Activity

KFH-Woodland Hills Area	West San Fernando Valley	Ventura County	Los Angeles County	California
16.8%	17%	16.4%	17.3%	16.6%

Source: Centers for Disease Control and Prevention, National Center for Chronic Disease Prevention and Health Promotion. 2012. Source geography: County



Clinical Care

High Blood Pressure – Unmanaged

High blood pressure or hypertension is a common disease in which blood flows through blood vessels (arteries) at higher than normal pressures (120/80 mmHg). Along with biological causes, unhealthy lifestyle habits (high salt intake, excessive alcohol consumption, and lack of physical activity that can result in overweight/obesity) can result in high blood pressure. Over time, consistent high blood pressure weakens and damages the blood vessels and can damage the body. Some common complications of high blood pressure are vision changes or blindness, heart attack, stroke, chronic kidney disease, and peripheral artery disease.

Percent of Population with Unmanaged High Blood Pressure

KFH-Woodland Hills Area	West San Fernando Valley	Ventura County	Los Angeles County	California
31.8%	32.1%	31.4%	32.4%	30.3%

Source: Centers for Disease Control and Prevention, Behavioral Risk Factor Surveillance System. Additional data analysis by CARES. 2006-10. Source geography: County



Health Outcome

Overweight (Adult)

Being obese can raise cholesterol and other fats thereby increase the risk for health problems such as blood pressure, diabetes, heart disease and stroke.

Percent of Adults that are Overweight

KFH-Woodland Hills Area	West San Fernando Valley	Ventura County	Los Angeles County	California
36.1%	36.1%	36.3%	35.9%	35.8%

Source: Centers for Disease Control and Prevention, Behavioral Risk Factor Surveillance System. Additional data analysis by CARES. 2011-12. Source geography: County



Physical Environment

Liquor Store Access

A liquor store is a place where alcohol may be legally sold. There is evidence of a positive relationship between the number of liquor stores and excessive alcohol consumption and the related harms. The more liquor stores accessible to the community, the higher the chances of excess alcohol use. The table below measures the rate per 100,000 population of number of beer, wine and liquor store access. People within the KFH-Woodland Hills Area have more liquor stores than the state.

Liquor Stores per 100,000 Population

KFH-Woodland Hills Area	West San Fernando Valley	Ventura County	Los Angeles County	California
13.73	13.52	14.82	11.41	10.02

Source: US Census Bureau, County Business Patterns. Additional data analysis by CARES. 2012. Source geography: ZCTA

Community input



Community members shared the following concerns related to this health need:

West San Fernando Valley	Ventura County
Smoking and tobacco use High consumption of unhealthy foods Limited access to safe recreational spaces to exercise Unaffordable healthy foods Cultural beliefs	Access to unhealthy processed foods Greasy food is cheaper Poor nutrition because organic food is expensive Poor lighting in parks and streets limit walkability Lack of information regarding recreational facilities and gyms, nutrition program and exercise classes Lack of information regarding health fairs for screenings and education Poor nutrition is perpetuated by lack of education and cultural values

Assets & Opportunities for Heart Disease and Stroke



Community assets are resources within the community potentially available to meet the identified need.

- **100 Citizens Program**** – Free physical activity program delivered by California State University Northridge Kinesiology students at San Fernando and El Cariso parks: <http://www.100citizens.org/>
- **Choose Health LA**** - Local initiative of the Los Angeles County Department of Public Health to prevent and control chronic disease in LA County by bringing together a broad range of partners to implement community based public education, skills-building and environmental changes that promote physical activity and healthy eating. Includes Choose LA Kids, Choose Health LA Child

- Care and Choose Health LA Moms: <http://www.choosehealthla.com/about-us/>
- **Chronic Disease Prevention Program:** Encourages healthy active living through free physical activity and healthy eating opportunities including health screens (blood sugar, blood pressure and body fat), fitness classes, walking clubs and diabetes self-management; <http://vchca.org/public-health/events-and-activity-calendars>
 - **HEAL (Healthy Eating, Active Living) Healthy School Partnership Program** – School-based initiative by Kaiser Permanente that aims to prevent and treat childhood obesity and increase healthy behaviors through full integration between the school and Wellness Centers by 1) improving school-based healthcare services in obesity prevention and management, 2) improving and increasing access to physical activity opportunities, 3) improving and increasing access to healthy food and beverages options offered on campus, and 4) improving learning opportunities about healthy eating and active living: <http://thelatruster.org/heal/>
 - **Healthy Class** – Search for articles, apps, medication and health information, classes and educational events for chronic diseases in the San Fernando Valley area. Most classes are held at hospitals or clinics and cover disease prevention, management, diet and meal planning: <http://www.healthyclass.com/site-map/california/san-fernando-valley/diabetes>
 - **Local Harvest:** Locates farmers markets, family farms, farm stands and community supported agriculture (CSA): <http://www.localharvest.org>
 - **Los Angeles County Department of Public Social Services (DPSS)** - Offers nutrition assistance in the form of CalFresh benefits (formerly known as Food Stamps) to help individuals and families with little or no income to buy nutritious groceries; <http://www.ventura.org/human-services-agency/calfresh-food-stamps>
 - **Los Angeles Food Policy Council**** – Collective impact initiative working to build a Good Food system for all Los Angeles residents where food is healthy, affordable, fair, and sustainable: <http://goodfoodla.org/>
 - **Partnership for a Healthy Ventura County (PHVC)*** - A partnership-driven network of government, community, direct services providers, schools, and local business representative that share resources and promote policies and services around issues related to healthy eating and active living in Ventura County; <http://healthyventuracounty.org/about-us/>
 - **Valley Care Community Consortium’s Chronic Disease Committee**** – Collaboration of public and private community partners to advocate, plan, assess needs and facilitate development of effective programs and policies to improve the health of the residents of the San Fernando and Santa Clarita Valleys: <http://www.valleyccc.org/aboutus.php>
 - **Ventura County Parks and Recreation*** – Locate parks and recreation sites in the county: <http://www.ventura.org/general-services-agency/parks-department>
 - **Women, Infant & Children (WIC) Supplemental Nutrition Program at 11 Northeast Valley Health Corporation locations**** – Provides vouchers for healthy foods, support for breast-feeding, nutrition education, and helps with locating other health care and community services. Services are for children under 5 years and women who are pregnant, breastfeeding or new mothers below 185% of the federal poverty level: <https://www.nevhc.org/programs-a-services/wic-nutrition-program.html>
 - **YMCA (Ventura)** – Offers youth development programs, fitness and wellbeing programs, employment/vocational training, and sports and recreation programs. <http://www.ciymca.org/ventura/index.html>
 - **YMCA (West Valley& North Valley)**** – Offers youth development programs, fitness and wellbeing programs, employment/vocational training, and sports and recreation programs. <http://www.ymcala.org/metro/locations>

Note: *Applies only to Ventura County; **Applies only to West San Fernando Valley. Icons from [The Noun Project](#)

Dental Health

Description & Significance: Dental health is often taken for granted. However the mouth is a window into the health of the body. Many populations-based studies have demonstrated an association between oral diseases and diabetes, heart disease, stroke, and poor pregnancy outcomes. Diet, nutrition, sleep, psychological status, social interaction, school, and work are affected by impaired oral health. The mouth is also the entry as well as the site for infections that affect the general health status.

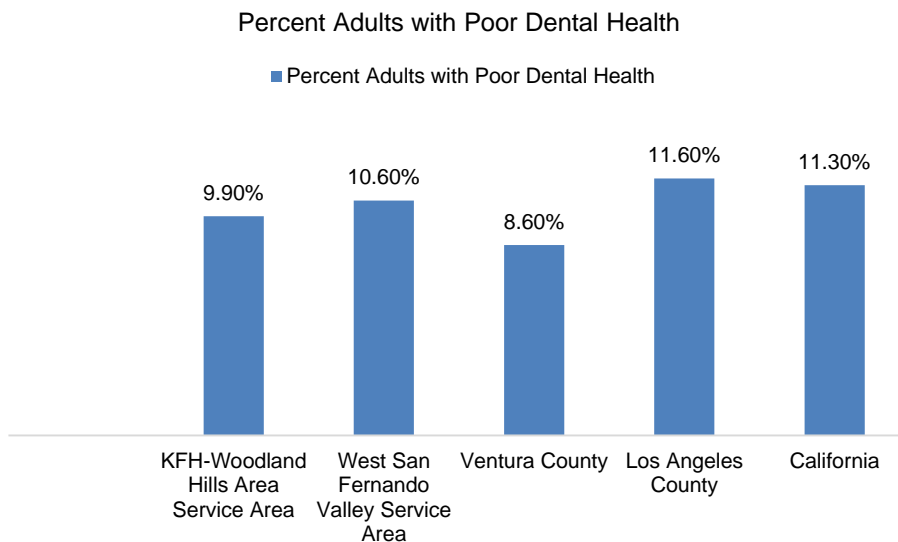
According to the Centers for Disease Control and Prevention, over 40% of low-income adults, 20 years and older, have at least one untreated decayed tooth compared to 16% higher income adults. Toothaches are reported most by adults with 1 in every 4 adults reporting facial pain the past 6 months. As a result of poor oral health, employed adults lose more than 164 million hours of work every year due to dental health problems or dental visit, particularly more so for lower level workers compared to executives or professionals.

The CDC recommends drinking fluoridated water and use of a fluoride toothpaste, avoiding tobacco, limiting alcohol, avoiding sugars and starches, and regular dentist visits as means to maintain good oral health. About 100 million Americans do not see a dentist each year even though regular dental examinations and good oral hygiene can prevent most dental diseases.

Health Outcome Statistics



The following graph reflects the percentage of adults age 18 and older who self-report that six or more of their permanent teeth have been removed due to tooth decay, gum disease, or infection.



Source: Centers for Disease Control and Prevention, Behavioral Risk Factor Surveillance System. Additional data analysis by CARES. 2006-10. Source geography: County

Key Health Drivers



Health Behavior

Dental Care - No Recent Exam (Adult)

Adults age 18 and older who self-report that they have not visited a dentist, dental hygienist or dental clinic within the past year

KFH-Woodland Hills Area	West San Fernando Valley	Ventura County	Los Angeles County	California
27.90%	30.60%	22.90%	34.50%	30.50%

Source: Centers for Disease Control and Prevention, Behavioral Risk Factor Surveillance System. Additional data analysis by CARES. 2006-10. Source geography: County



Social and Economic

Absence of Dental Insurance Coverage

Lack of dental insurance is a key driver for dental health. According to the CDC, for every adult 19 years or older without medical insurance, there are three without dental insurance. This amounts to about 108 million people in the United States without dental insurance according to the US Health Resources and Services Administration (HRSA). Inability to afford dental insurance is the main reason many adults forgo a dental visit. A high proportion of adults age 18 and older in the KFH-Woodland Hills service area (41.40%) compared to the state (40.90%) report having no dental insurance for some or all of a year.

Adults who self-report having no dental insurance for some or all of the past 12 months

KFH-Woodland Hills Area	West San Fernando Valley	Ventura County	Los Angeles County	California
41.40%	42.60%	39.20%	44.30%	40.90%

Source: University of California Center for Health Policy Research, California Health Interview Survey. 2009.

Source geography: County (Grouping)



Physical Environment

Health Professional Shortage Area – Dental

This indicator reports the percentage of the population that is living in a geographic area designated as a "Health Professional Shortage Area" (HPSA), defined as having a shortage of dental health professionals. This indicator is relevant because lack of access to health care, including regular primary care, dental care, and other specialty health services, contributes to poor health status. There are almost five times the proportion of people living in dental HPSAs in the KFH-Woodland Hills medical center service area compared to the state.

Population Living in a Dental Health Professional Shortage Area (HPSA)

KFH-Woodland Hills Area	West San Fernando Valley	Ventura County	Los Angeles County	California
22.98%	0%	41.58%	1.95%	4.93%

Source: US Department of Health Human Services, Health Resources and Services Administration, Health Resources and Services Administration. March 2015. Source geography: HPSA

Community Input



Community members shared the following concerns related to this health need:

West San Fernando Valley	Ventura County
<ul style="list-style-type: none"> Unable to take time off from work Lack of insurance Lack of access for undocumented individuals No access to specialty providers Unable to pay co-pay High consumption of unhealthy foods (fast food, juice, soda) 	<ul style="list-style-type: none"> Transportation is expensive Lack of insurance Insurance is too expensive when offered "Growers do not buy purified water for the farm workers. When we fill a cup, we can see the residue left. This is the water we drink and cook with" High sugar intake Lack of qualified personnel Must pay upfront Lack of transportation for emergency dental services

Assets & Opportunities for Dental Health



Community assets are resources within the community potentially available to meet the identified need.

- **Los Angeles Unified School District Referral**** - List of low-cost and free dental services in LA County: <http://thelatrust.org/oral-health-2/oral-health-initiative/oral-health-resources/>
- **Low-Cost Dental Care Listings**** – List of organizations providing low-cost dental health services in LA County: <http://publichealth.lacounty.gov/ohp/ppplistsings.htm>
- **San Fernando Valley Dental Group**** – has dentists list in cities of Reseda, Tarzana, Encino, Northridge, Granada Hills & West Hills Area. <http://www.sfvdentalgroup.com/>
- **San Fernando Valley Dental Society** – A network of volunteer member dentists that provide free dental care through four main programs to meet the oral health needs of low income and underserved members of the Northern Los Angeles County community including Smiles from the Heart, Give Kids a Smile, Veterans’ Smile Day and Education. Membership has 1340 dentists and covers from Santa Monica mountains to Ventura county and Antelope Valley: <http://www.sfvds.org/>
- **Santa Barbara Ventura County Dental Society*** - Lists dentists in Ventura and Santa Barbara counties. <http://sbvcds.org/>
- **The L.A. Trust Oral Health Oral Health Initiative**** – Addresses oral health in collaboration with LAUSD by providing community-wide health education, providing direct preventive care and early intervention on school campuses and linking all elementary school campuses to restorative care: <http://thelatrust.org/oral-health-2/oral-health-initiative/>
- **Valley Care Community Consortium’s Oral Health Access Committee**** – Collaboration of public and private community partners to advocate, plan, assess needs and facilitate development of effective programs and policies to improve the health of the residents of the San Fernando and Santa Clarita Valleys: <http://www.valleyccc.org/aboutus.php>
- **Ventura Dentist Directory*** - provides information about dentists in Ventura: <http://www.venturasmiles.net/>

Note: *Applies only to Ventura County; **Applies only to West San Fernando Valley. Icons from [The Noun Project](#)

Affordable Housing and Homelessness

Description & Significance: Unaffordable housing reduces the income a household has available for other basic needs such as nutritious food, health care expenses, and transportation. People who cannot afford their housing may move more often which can impact mental health due to psychological stress and depression. According to the Department of Housing and Urban Development (HUD), although the number of homeless population in the United States has declined since 2007, more than 564,000 people including more than 127,000 children under the age of 18 years were homeless on a single night in January 2015. Homelessness can worsen chronic physical and mental health conditions or contribute to substance abuse problems. Environmental exposures, exposure to communicable diseases, lack of access to preventive and medical care, and lack of access to proper nutrition and sleep all contribute to high rates of poor health among homeless people.

Health Outcome Statistics



Between 2013 and 2015, the homeless population has decreased in Ventura County by 20% and increased in the San Fernando Valley by 7%

Source: Los Angeles Homeless Services Authority Homeless Count, 2015. Source geography: Service Planning Area.

Health Disparities



This breakdown of subpopulations in the service area shows that two of the health needs identified in the CHNA are associated to homelessness in the KFH-Woodland Hills service area.

Homeless Count Results for Greater Los Angeles and Ventura Counties, 2015

	San Fernando Valley Area*	Ventura County	Los Angeles County
Total	5,216	1,417	44,359
On the streets	73.4%	67.5%	70%
In shelters	26.6%	32.5%	30%
Veterans	11.3%	9.1%**	10%
Mental Illness	40.2%	20.6%**	30%
Substance Abuse	26.9%	28.7%**	25%
Physical Disability	21.0%	29.8%**	20%
Have HIV/AIDS	1.7%	1.3%**	2%
Domestic Violence Experience	23.9%	19.6%**	21%

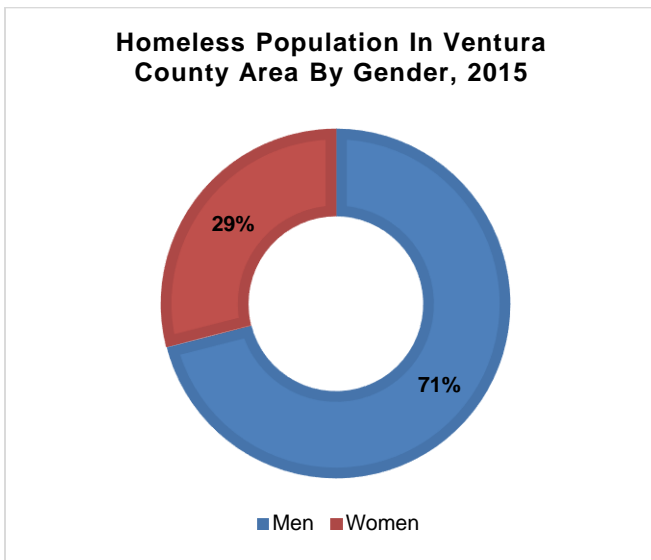
Source: Los Angeles Homeless Services Authority Homeless Count, 2015. Source geography: Service Planning Area. *Note: No data was available solely for the Panorama City service area. San Fernando Valley (SPA 2) data is used as substitution. **These numbers do not include sheltered individuals

In both San Fernando Valley and Ventura County, homeless persons are more likely to be White, Latino and multi-racial/other.

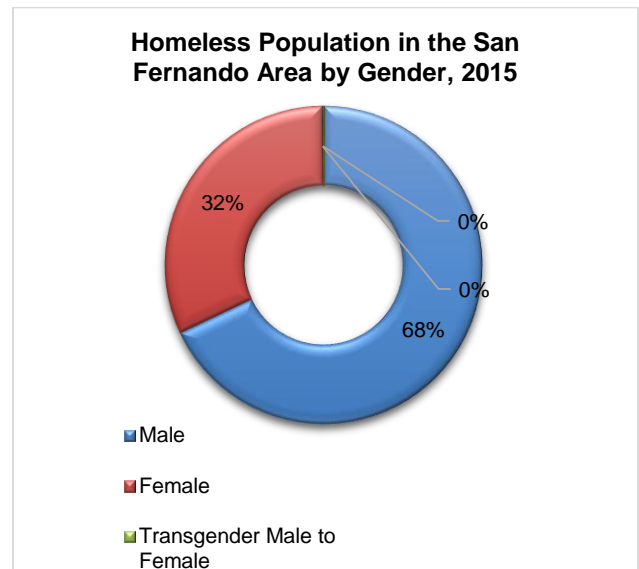


Source: Los Angeles Homeless Services Authority Homeless Count, 2015. Source geography: Service Planning Area. Ventura County 2015 Homeless Count and Subpopulation Survey: Final Report. Source geography: County

Males are more likely than other genders to be homeless.



Ventura County 2015 Homeless Count and Subpopulation Survey: Final Report. Source geography: County. Note: Data does not include sheltered individuals



Source: Los Angeles Homeless Services Authority Homeless Count, 2015. Source geography: Service Planning Area

Key Health Drivers



Social & Economic

Cost Burdened Households and Assisted Housing

According to the U.S. Department of Housing and Urban Development, housing is affordable if the people living there pay less than 30% of their income on rent or mortgage payment. Households that pay more than this amount may not have enough money to meet other needs such as food and health care and are at risk to become homeless.

Percentage of Households where Housing Costs Exceed 30% of Income

KFH-Woodland Hills Area	West San Fernando Valley	Ventura County	Los Angeles County	California
46.49%	47.11%	43.68%	49.87%	44.99%

Source: US Census Bureau, American Community Survey. 2010-14. Source geography: Tract

Number of HUD-funded assisted housing units available to eligible renters (per 10,000 total households)

KFH-Woodland Hills Area	West San Fernando Valley	Ventura County	Los Angeles County	California
377.06	402.12	329.68	439.3	368.32

Source: US Department of Housing and Urban Development. 2013. Source geography: County

Housing - Substandard Housing

Quality housing is linked with positive physical and mental wellbeing. The design, construction and maintenance of houses and the presence or absence of safety devices can impact injury, illness and mental health. The table below reports the percentage of owner- and renter-occupied housing units having at least one of the following conditions: 1) lacking complete plumbing facilities, 2) lacking complete kitchen facilities, 3) with 1.01 or more occupants per room, 4) selected monthly owner costs as a percentage of household income greater than 30%, and 5) gross rent as a percentage of household income greater than 30%.

Percent of Housing Units with Substandard Conditions

KFH-Woodland Hills Area	West San Fernando Valley	Ventura County	Los Angeles County	California
48.01%	48.07%	45.11%	53.95%	47.54%

Source: US Census Bureau, American Community Survey. 2010-14. Source geography: Tract

Unemployment Rate

Falling incomes and less secure jobs contribute to homelessness. Low-income workers are at particular risk of losing their homes as it becomes difficult to support their families. Displaced workers face difficulty finding new employment and when they do find work, their new wages are likely to be less than the ones they lost.

Percent Unemployment Rate

KFH-Woodland Hills Area	West San Fernando Valley	Ventura County	Los Angeles County	California
6.7%	7.1%	6.2%	7.5%	6.8%

Source: US Department of Labor, Bureau of Labor Statistics. 2015 - December. Source geography: County

Community Input



Community members shared the following concerns related to this health need:

West San Fernando Valley	Ventura County
<p>Housing burden and living conditions affects quality of life</p> <p>Housing insecurity and homelessness are barriers to adhering to medication</p> <p>Lack of a more comprehensively responsive way to address homelessness particularly among the severely mentally ill</p> <p>Lack of truly affordable housing</p>	<p>More housing needed for the mentally ill</p> <p>“Some families seem only to be offered services from a prescribed menu of services that are not necessarily coordinated or even responsive to the primary concern”</p> <p>Lack of timely housing services</p>

Assets & Opportunities for Affordable Housing and Homelessness



Community assets are resources within the community potentially available to meet the identified need.

- **California Department of Rehabilitation**** - Homeless Resources for San Fernando: includes homeless service providers such as government agencies, food banks, homeless shelters/housing, hospitals, mental health agencies, job training, churches, mental health providers, Red Cross, sober living, drug & alcohol services, domestic violence, legal services and senior citizen services in San Fernando Valley. www.dor.ca.gov/GreaterLosAngeles/index.asp
- **California Department of Social Services –** Employment, cash aid, food, residential care, day care, in-home care, adoption, foster care, refugee services. <http://www.dss.cahwnet.gov/cdssweb/PG181.htm>
- **California Employment Development Department –** Provides job search assistance and training services in partnership with state and local agencies and organizations: <http://www.edd.ca.gov/>
- **California Homeless Resources –** List of resources for each city including homeless shelters and other support services: <http://www.homelessresourcesca.org/>
- **Catholic Charities**** – food services, homeless prevention, job training, legal assistance, medical counseling, parenting workshops, substance abuse support, recovery, assist immigrants and refugees. <http://catholiccharitiesla.org/what-we-do/assist-immigrants-and-refugees-2/>
- **Chrysalis –** Helps find jobs, provides job training, and job fairs. <http://www.changelives.org/events/>
- **Family Solutions System (FSS)**** – developed by a collaboration of partner organizations (housing service providers, the Department of Social Services, the Los Angeles Housing Services Authority, 211 Los Angeles County, and other partnering agencies) to improve and expedite the delivery of housing and other supportive services to homeless families in Los Angeles County: <https://www.lahsa.org/hfss/about>
- **Home for Good Funders Collaborative**** – Action plan launched in December 2010 to end chronic and veteran homelessness in LA County by 2016 by providing grants: <http://homeforgoodla.org/our-work/funders-collaborative/>
- **Homeless and Housing Program Fund**** – Stems from an initiative to address the critical shortage of permanent housing, shelter beds, and supportive services in the County: <http://www.lacdc.org/programs/homeless-and-housing-program-fund-%28hpf%29>
- **Los Angeles County Housing Resource Center**** - Web-based service created to help people list and find affordable, special-needs, accessible, and emergency housing within the county: <http://housing.lacounty.gov/index.html>
- **Resources for Homeless People in Western Ventura County*** - This is a resource directory with phone numbers and addresses for alcohol & drug services, Calworks, General Relief, CalFresh, Medi-Cal, bus, campground, children services, citizenship/immigration, disabled services, housing, shelters, showers/toilets, meals, medical and mental health services, transportation, domestic violence, employment and job training etc.: http://www.vchca.org/docs/amb-care/homeless-resources---west-county-0111_web.pdf?sfvrsn=0
- **Resources for Homeless People in Eastern Ventura County*** - This is a resource directory with phone numbers and addresses for alcohol & drug services, Calworks, General Relief, CalFresh, Medi-Cal, bus, campground, children services, citizenship/immigration, disabled services, housing, shelters, showers/toilets, meals, medical and mental health services, transportation, domestic violence, employment and job training etc.: http://www.vchca.org/docs/amb-care/homeless-resources---east-county-0111_web.pdf?sfvrsn=0
- **San Fernando Santa Clarita Valleys Homeless Coalition**** - Coalition of agencies that provide homeless services in San Fernando and Santa Clarita Valleys come together to share resources

and services they provide. Housing, mental health, homeless services www.lafh.org

- **Salvation Army** – Provides alcohol & drug rehabilitation, health services, homeless services, veterans & senior services. Local locations can be found by city or zip code: <http://www.salvationarmyusa.org/usn/>
- **United Homeless Healthcare Partners (UHHP)**** - Network of homeless service providers, social service organizations, private health providers, professional association, city and federal officials focusing on issues and practices relating to the delivery of healthcare services to homeless residents of Los Angeles County: <http://www.uhhpla.org/index.html>
- **Van Nuys-North Sherman Oaks Work Source Center**** - Lists nearby unemployment assistance office locations. <http://www.countyoffice.org/van-nuys-north-sherman-oaks-worksource-center-los-angeles-ca-f8a/>
- **Ventura Human Services Agency*** – cash aid, food and nutrition, medical services, foster services, homeless issues, job training, covered Ventura county <http://www.ventura.org/human-services-agency/human-services-agency>
- **Ventura Rescue Mission*** - lighthouse for women and children, meals, clothing assistance, programs for men <http://venturacountyrescuemission.com/index.php/en/>
- **Workforce Ventura County*** - Employment resources, training, disabled and veteran job seeker help. <http://www.workforceventuracounty.org/>

Note: *Applies only to Ventura County; **Applies only to West San Fernando Valley. Icons from [The Noun Project](#)

Appendix D: Glossary of Terms

The following terms are used throughout the Community Health Needs Assessment report. They represent concepts that are important to understanding the findings and analysis in this report.

Age-adjusted rate. The incidence or mortality rate of a disease can depend on the age distribution of a community. Because chronic diseases and some cancers affect older adults disproportionately, a community with a higher number of older adults might have a higher mortality or incidence rate of some diseases than another community that may have a higher number of younger people. An incidence or mortality rate that is **age-adjusted** takes into the consideration of the proportions of persons in corresponding age groups, which allows for more meaningful comparison between communities with different age distributions.

Benchmarks. A benchmark serves as a standard by which a community can determine how well or not well it is doing in comparison for specific health outcomes. For the purpose of this report, one of two benchmarks is used to make comparison with the medical center area. They are Healthy People 2020 objectives and state (California) averages.

Death rate. See *Mortality rate*.

Disease burden. Disease burden refers to the impact of a health issue not only on the health of the individuals affected by it, but also the financial cost in addressing this health issue, such as public expenditures in addressing a health issue. The burden of disease can also refer to the disproportionate impact of a disease on certain populations, which may negatively affect their quality of life and socioeconomic status.

Health condition. A health condition is a disease, impairment, or other state of physical or mental ill health that contributes to a poor health outcome.

Health disparity. Diseases and health problems do not affect all populations in the same way. Health disparity refers to the disproportionate impact of a disease or a health problem on specific populations. Much of research literature on health disparity focuses on racial and ethnic differences in how these communities experience the diseases, but health disparity can be correlated with gender, age, and other factors, such as veteran, disability, and housing status.

Health driver. Health drivers are behavioral, environmental, social, economic and clinical care factors that positively or negatively impact health. For example, smoking (behavior) is a health driver for lung cancer, and access to safe parks (environmental) is a health driver for obesity/overweight. Some health drivers, such as poverty or lack of insurance, impact multiple health issues.

Health indicator. A health indicator is a characteristic of an individual, population, or environment which is subject to measurement (directly or indirectly) and can be used to describe one or more aspects of the health of an individual or population.

Health need. A health need is a poor health outcome and its associated health driver, or a health driver associated with a poor health outcome where the outcome itself has not yet arisen as a need.

Health outcome. A health outcome is a snapshot of a disease in a community that can be described in terms of both morbidity and mortality (e.g. breast cancer prevalence, lung cancer mortality, homicide rate, etc.).

Hospitalization rate. Hospitalization rate refers to the number of patients being admitted to a hospital and discharged for a disease, as a proportion of total population.

Incidence rate. Incidence rate is the number of *new* cases for a specific disease or health problem within a given time period. It is expressed either as a fraction (e.g. percentage) or a density rate (e.g., x number of cases per 10,000 people), in order to allow for comparison between different communities. It should not be confused with *prevalence rate*, which measures the proportion of people found to have a specific disease or health problem.

Morbidity rate. Morbidity rate refers to the frequency with which a disease appears within a population. It is often expressed as a *prevalence rate* or *incidence rate*.

Mortality rate. Mortality rate refers to the number of deaths in a population due to a disease. It is usually expressed as a density rate (e.g. x number of cases per 10,000 people). It is also referred to as “death rate.”

Prevalence rate. Prevalence rate is the proportion of total population that currently has a given disease or health problem. It is expressed either as a fraction (e.g. percentage) or a density rate (e.g., x number of cases per 10,000 people), in order to allow for comparison between different communities. It should not be confused with incidence rate, which focuses only on *new* cases. For instance, a community may experience a decrease in new cases of a certain disease (incidence) but an increase in the total of number suffering that disease (prevalence) because people are living longer due to better screening or treatment for that disease.

Primary data. Primary data are new data collected or observed directly from first-hand experience. They are typically qualitative (not numerical) in nature. For this community health needs assessment, primary data were collected through focus groups, surveys and interviews with key stakeholders. These primary data describe what is important to the people who provide the information and are useful in interpreting secondary data.

Secondary data. Secondary data are data that have been collected and published by another entity. They are typically quantitative (numerical) in nature. Secondary data are useful in highlighting in an objective manner health outcomes that significantly impact a community.